

Estd. : July, 1999

॥ प्रज्वलितो ज्ञानमय प्रदीपः ॥

UGC (2F & 12B) Dt. 16-8-2011

Perm. Aff. No. SU/AFFI/T-2/UMK/4818 Dt. 15-7-2010

Shri. Shahu Shikshan Prasarak Seva Mandal, Peth Vadgaon's



SHRI. VIJAYSINHA YADAV COLLEGE

Peth Vadgaon, Tal. Hatkanangale. Dist. Kolhapur.

(Maharashtra) 416 112 ☎ (0230) 2471599

Affiliated to Shivaji University, Kolhapur



NAAC Accredited - 'A+' (3.41)
Feb. 2023

vyadavcollege@rediffmail.com

www.vympv.ac.in

President : **Shri. Gulabrao Pol**
I.P.S.

Secretary : **Sou. Vidya Gulabrao Pol**
M.A., B.Ed.

Vice President : **Smt. Vijayadevi V. Yadav**

Principal : **Dr. Ashok S. Chavan**
M.A.Ph.D.SET

2.6.2 - Attainment of Programme outcomes and course outcomes are evaluated by the institution.

2.6.2 - Attainment of Programme outcomes and course outcomes are evaluated by the institution.

The College has prepared the method of measuring program outcomes and course outcomes that eventually upgrade the academic quality of the College and graduate outcomes. The learning outcomes attainment is calculated by using the direct and indirect method. In direct method, students' performance in university examinations and internal examinations is one of the major parameters of outcome assessment while in indirect method, data of students' progression and placements are taken.

The course outcomes of all the courses at the final year are mapped with Program outcomes to obtain the attributes of UGC

CO Assessment Process:

1. Relevance of process and tools with theory subject.
2. For each subject some CO's designed and are mapped with program outcomes and Programme Specific Outcomes

Table - Following tools are used for Assessment process

Sr. No.	Direct method	Method Description
1.	External Semester end Examination	Marks obtained in external semester end examination (theory) are the basis for external assessment to record the attainment of course outcomes.
2.	Internal assessment Test	Marks in a theory paper are based on tests. Average of the better marks obtained from these tests shall contribute to the internal assessment marks for the relevant subject.
	Indirect method	
1.	Student Progression	Higher progression data of students is collected
2.	Placements	Placement data is collected from the office.

Shri Vijaysinha Yadav Arts and Science College, Pethvadgaon
Department of Physics

Attainment of Course Outcomes (COs)

Criteria

Attainment level	% of students scoring $\geq 60\%$ marks	
	External Theory Exam	Internal Theory Exam
I	< 45%	> 60%
II	45-60%	60-80%
III	> 60%	>80%

Weightage of Attainments

Attainment of Course = 80% of (Attainment level in university examination)
+ 20% of (Attainment level in continuous internal evaluation CIE)

Assessment-CO and PO matrix is prepared for each course.

The attainment level for program outcomes (POs) is defined as follows:

Program outcome Level	Target Attainment
Level 1	0.5 > 1.0
Level 2	1.0 > 1.5
Level 3	1.5 > 2.0
Level 4	2.0 > 2.5
Level 5	2.5 > 3.0

Shri Vijaysinha Yadav College, Peth Vadgaon
Department of Chemistry
B. Sc. III 2021-22 Results

Sr. No.	Particulars	No. of students
1	No. of students appeared for Exam.	48
2	No. of students in Ist Class with Distinction	32
3	No. of students in Ist Class	16
4	No. of students in IInd Class	00
5	No. of students Fail	00
6	No. Absent Students	00
7	Pass Percentage (%)	100

Name of Topper Students

Rank	Name	Percentage (%)
1st	Lad Vaishnavi Vishwas	88.00
2nd	Sutar Aniket Maruti	86.83
3rd	Patil Neha Mohan	86.00
3rd	Mulik Anuja Bhikaji	86.00

DEPARTMENT OF SOCIOLOGY

CALCULATION FOR PROGRAM OUTCOME ATTAINMENT FOR THE YEAR 2022-23 [B. A.-III]

Sr. No.	Semester	Course Code Paper No.	Course Title	% of Students above 60% University Marks	Level of Attainment	80% of Attainment Level in End term Examination	% of Students above 60% Internal marks	Level of Attainment	20% of Attainment Level in	Attainment of Course (I and II)
01	V	DSE - E66 VII	Western Sociological Thinkers	21	1	0.8	93.75	3	0.6	1.4
02	V	DSE - E67 VIII	Methods of Social Research (Part-I)	21	1	0.8	87.50	3	0.6	1.4
03	V	DSE - E68 IX	Political Sociology	63	3	2.4	87.50	3	0.6	3
04	V	DSE - E69 X	Human Rights	37	1	0.8	87.50	3	0.6	1.4
05	V	DSE - E70 XI	Sociology of Religion	68	3	2.4	87.50	3	0.6	3
06	VI	DSE - E191 XIII	Indian Sociological Thinkers	37	1	0.8	100	3	0.6	1.4
07	VI	DSE - E192 XIII	Methods of Social Research (Part-II)	32	1	0.8	87.50	3	0.6	1.4
08	VI	DSE - E193 XIV	Social Anthropology	37	1	0.8	87.50	3	0.6	1.4
09	VI	DSE - E194 XV	Rural Sociology	68	3	2.4	87.50	3	0.6	3
10	VI	DSE - E195 XVI	Urban Sociology	60	3	2.4	87.50	3	0.6	3
Total										20.4
Average										2.04


 Head, Department of Sociology
 V. Y. College, Patil-Vadgaon, Kolhapur

Shri Vijaysinha Yadav College, Peth Vadgaon
Department of Chemistry
B. Sc. III 2022-23 Results

Sr. No.	Particulars	No. of students
1	No. of students appeared for Exam.	37
2	No. of students in Ist Class with Distinction	09
3	No. of students in I st Class	18
4	No. of students in II nd Class	02
5	No. of students Fail	08
6	No. Absent Students	00
7	Pass Percentage (%)	72%

Name of Topper Students

Rank	Name	Percentage (%)
1st	Wagh Rutuja Sonaj	77.50
2nd	Mali Shubhangi Gajanan	77.33
2nd	Mahar Akhila Ayub	77.33
3rd	Patil Neha Jayasinh	75.50


Head

Department of Chemistry
Shri. Vijaysinha Yadav College
Peth Vadgaon, Dist. Kolhapur

Shri Vijaysinha Yadav College, Peth Vadgaon
Department of Chemistry
B. Sc. III 2022-23 Results

Sr. No.	Particulars	No. of students
1	No. of students appeared for Exam.	57
2	No. of students in 1st Class with Distinction	09
3	No. of students in 1 st Class	18
4	No. of students in 2 nd Class	02
5	No. of students Fail	08
6	No. Absent Students	00
7	Pass Percentage (%)	72%

Name of Topper Students

Rank	Name	Percentage (%)
1st	Wagh Rutuja Sonaji	77.50
2nd	Mali Shubhangi Gajanan	77.33
2nd	Muner Akida Ayub	77.33
3rd	Patil Neha Jaysingh	75.50

Shri Vijayashukta Yadav College, Park Vadgaon.

Department of Chemistry

B.Sc. III Result 2022-23

Roll No.	Full Name of the student	MARKS OBTAIN IN PAPERS								Practical	Total	No (%)	Remark
		IX	X	XI	XII	XIII	XIV	XV	XVI				
1312	Dhruvika Manish Sarda	34	38	31	28	31	29	33	24	179	423	78.83	
1313	Chaitanya Swarni Babbar	21	29	34	23	27	33	41	35	181	429	71.91	
1314	Changshikha Bhavindra Dole	*12	24	22	28	34	21	31	28	161	398	66.23	Fail
1315	Chitravati Aditya Suroch	14	23	22	24	26	18	22	25	144	338	55.64	
1316	Garshli Geeta Gagan	28	31	30	26	30	25	38	*17	164	394	65.68	Fail
1317	Jyoti Shrikant Nizalki	39	44	35	29	31	27	39	28	178	415	69.11	
1318	Kaushik Pratik Umaji	24	26	35	31	28	24	41	31	168	390	65.90	
1319	Kavitha Pratik Babbar	29	28	28	28	35	23	38	30	171	412	68.61	
1320	Keshava Ajit Manoj	26	24	18	25	14	26	35	21	185	411	68.58	
1321	Kirti Pratik Manoj	38	18	27	33	17	22	41	25	176	420	71.66	
1322	Kirti Ganesh Laxman	25	33	28	34	14	25	38	23	179	399	68.39	
1323	Kirti Aditya Umaji	19	28	29	22	32	24	22	25	184	378	61.78	
1324	Kirti Nishant Vijaykumar	24	19	28	24	25	26	36	27	175	395	65.00	
1325	Mahi Pratik Pratik	*18	*18	29	24	28	20	23	23	152	324	54.00	Fail
1326	Mahi Dheeraj Arvind	32	31	22	26	22	23	23	32	162	368	61.10	
1327	Mahi Shubhangi Gagan	33	38	31	34	18	27	34	36	196	446	77.33	
1328	Mansi Bahari Ananda	*15	24	22	21	33	24	28	31	167	345	62.53	Fail
1329	Mansi Pooja Umaji	23	38	38	22	24	24	30	29	172	376	62.63	
1330	Mansi Akhila Anub	31	38	27	33	48	27	43	35	191	444	77.33	
1331	Mehar Rajendra Vinod	24	26	27	29	RA	RA	RA	RA	RA	RA	RA	RA
1332	Mehar Pratik Manoj	24	30	26	28	36	28	48	25	188	401	66.16	
1333	Pooja Nimesh Anubh	23	36	27	23	38	24	24	24	181	376	62.66	
1334	Pooja Neha Anubh	34	39	27	30	32	23	43	38	190	437	72.50	
1335	Pooja Saika Anubh	32	38	27	35	34	23	37	36	182	417	73.83	
1336	Pooja Manish Anubh	25	35	34	30	32	23	43	38	178	415	72.54	

1317	Paul Palloor Arakk	24	27	21	27	27	24	11	27	138	179	61.90	
1318	Paul Sessina Yampi	25	31	24	26	32	19	10	11	179	197	66.10	
1319	Paul Tejoseel Marik	116	26	18	28	11	14	16	16	175	453	69.20	Fal
1340	Paul Asoveri Duranay	21	26	27	23	27	24	28	16	174	187	64.50	
1342	Paul Bobit Doleath	19	27	26	27	23	24	25	23	164	180	68.00	
1343	Paul Raval Shaukar	20	29	24	24	32	24	32	24	144	156	58.50	
1344	Phanaz Shralia Shring	16	31	28	29	28	24	29	27	169	182	63.66	
1345	Piraji Mhadkar Yasin	20	37	33	32	33	28	32	24	175	412	68.66	
1346	Shango Prasad Balamo	14	28	26	24	26	25	30	14	96	185	34.85	Fal
1347	Suryavanshi Sanku Pratap	18	28	23	28	18	24	28	24	111	173	62.16	
1348	Vadargakar Shivam Maruti	118	33	25	27	18	21	30	30	187	184	64.00	Fal
1349	Wagh Rutuja Soraji	31	42	30	34	16	28	36	27	194	463	77.50	

Department of Chemistry
Calculation for Program Outcome Attainment for the Year 2022-23 (B. Sc. III Chemistry)

Attainment of course outcome									
Semester (Theory)	Course Code (Paper No.)	Course Title	% of students above 60% University marks	Level of Attainment	80% of Attainment Level in end term exam (E)	% of students above 60% Internal marks	Level of attainment	20% of Attainment Level in internal exam (I)	Attainment of Course (I+E)
Semester V (Theory)	Paper-IX	Inorganic chemistry	18.91	1	8.4	100	1	0.6	1.4
	Paper-X	Organic chemistry	85.73	3	1.6	100	1	0.4	2.2
	Paper-XI	Physical chemistry	18.91	1	0.4	100	2.8	0.16	1.36
	Paper-XII	Analytical chemistry	34.12	1	0.8	100	2	0.6	1.4
Semester VI (Theory)	Paper-XIII	Inorganic chemistry	82.16	3	2.4	100	2	0.6	3
	Paper-XIV	Organic chemistry	82.70	1	0.8	100	1	4.4	1.4
	Paper-XV	Physical chemistry	35.67	3	2.4	100	2.8	0.36	2.66
	Paper-XVI	Industrial chemistry	27.00	1	0.8	100	2.8	0.36	1.36
									Total
								Average	1.855

MAPPING

Rubrics developed to validate POs for some Programmers

Correlation level 1, 2 and 3 are defined as follows:

1. Slight (Low) 2. Moderate (Medium) 3. Substantial (High)

Assessment Tools:

Program Outcomes	Courses considered	Method of Assessment	Source of data collection
PO 1- PO 10	Contributing course is considered for CO to PO mapping	1) Direct Assessment: Internal evaluation <ul style="list-style-type: none">• Unit Tests• Assignments 2) External Evaluation: University Exams	Result file and University Ledger

Mapping Factor (Correlation Level):

It indicates to what extent a certain component (either assessment method) to CO or CO to PO or CO to PSO:

3: Indicates Substantial (high) mapping (high contribution towards attainment)

2: Indicates Moderate (medium) mapping (medium contribution towards attainment)

1: Indicates Slight (low) mapping (some contribution towards attainment)

Calculation for Program Outcome Attainment for the Year 2021-22

(B. Sc. III Chemistry)

Step 1 | CO's are mapped with CIE (Continuous Internal evaluation) marks

1) Chemistry: Sem. V & VI

Paper IX: Inorganic chemistry

Course outcomes	Test 1	IA 1	IA 2	Average
CO 1	3			3
CO 2	3			3
CO 3		3		3
CO 4		3		3
CO 5			3	3
Total average	3	3	3	3

Paper X: Organic Chemistry

Course outcomes	Test 1	IA 1	IA 2	Average
CO 1	3			3
CO 2	3			3
CO 3		3		3
CO 4		3		3
CO 5			3	3
Total average	3	3	3	3

Paper XI: Physical Chemistry

Course outcomes	Test 1	HA 1	HA 2	Average
CO 1		1		1
CO 2		1		1
CO 3			1	1
CO 4			1	1
CO 5	2			2
Total average	2	1	1	1.8

Paper XII: Analytical Chemistry

Course outcomes	Test 1	HA 1	HA 2	Average
CO 1	3			3
CO 2		3		3
CO 3	3			3
CO 4			3	3
CO 5			3	3
Total average	3	3	3	3

Paper XIII: Inorganic chemistry

Course outcomes	Test 1	HA 1	HA 2	Average
CO 1	3			3
CO 2		3		3
CO 3	3			3
CO 4		3		3
CO 5			3	3
Total average	3	3	3	3

Paper XIV: Organic chemistry

Course outcomes	Test 1	HA 1	HA 2	Average
CO 1		3		3
CO 2		3		3
CO 3			3	3
CO 4	3			3
CO 5			3	3
Total average	3	3	3	3

Paper XV: Physical chemistry

Course outcomes	Test 1	BA 1	BA 2	Average
CO1		3		3
CO2		3		3
CO3			3	3
CO4			3	3
CO5	2			2
Total average	2	3	3	2.8

Paper XVI: Industrial Chemistry

Course outcomes	Test 1	BA 1	BA 2	Average
CO 1		3		3
CO 2		3		3
CO 3			3	3
CO 4			3	3
CO 5	2			2
Total average	2	3	3	2.8

Step 2] CO are mapped with POS. The CO levels corresponding to each PO are averaged to obtain overall CO level for each PO)
Chemistry

1] Paper IX (Inorganic Chemistry)

Course Outcomes	PO 1	PO 2	PO 3	PO 4	PO 5	PO 6	PO 7	PO 8	PO 9	PO 10	PSO 1	PSO 2	PSO 3	PSO 4	PSO 5
CO 1	3	3	-	3	-	3	3	3	-	3	3	3	3	3	3
CO 2	3	3	-	-	3	3	3	-	-	3	3	3	3	3	3
CO 3	3	3	-	-	3	3	3	-	-	3	3	3	3	-	3
CO 4	3	3	-	-	3	3	3	-	-	3	3	3	3	-	3
CO 5	3	3	-	-	3	3	3	-	-	3	3	3	3	-	3
Paper IX	3	3	-	3	3	3	3	3	-	3	3	3	3	3	3

2] Paper X (Organic Chemistry)

Course Outcomes	PO 1	PO 2	PO 3	PO 4	PO 5	PO 6	PO 7	PO 8	PO 9	PO 10	PSO 1	PSO 2	PSO 3	PSO 4	PSO 5
CO 1	3	3	-	3	-	3	3	3	-	3	3	3	3	3	3
CO 2	3	3	-	-	3	3	3	-	-	3	3	3	3	3	3
CO 3	3	3	-	-	3	3	3	-	-	3	3	3	3	-	3
CO 4	3	3	-	-	3	3	3	-	-	3	3	3	3	3	3
CO 5	3	3	-	-	3	3	3	-	-	3	3	3	3	-	3
Paper X	3	3	-	3	3	3	3	3	-	3	3	3	3	3	3

Step 3] development of overall CO-PO mapping matrix for all courses of Chemistry

The overall CO levels obtained for all courses from above step can be expressed in matrix form.

Course	PO 1	PO 2	PO 3	PO 4	PO 5	PO 6	PO 7	PO 8	PO 9	PO 10	PSO 1	PSO 2	PSO 3	PSO 4	PSO 5
Paper IX	3	3	-	3	3	3	3	3	-	3	3	3	3	3	3
Paper X	3	3	-	3	3	3	3	3	-	3	3	3	3	3	3
Paper XI	2.8	2.8	2.8	2.8	2.8	2.8	2.8	2.8	2.8	2.8	2.8	2.8	2.8	2.8	2.8
Paper XII	3	3	3	3	3	3	3	3	3	3	3	3	3	3	3
Paper XIII	3	3	3	3	3	3	3	3	3	3	3	3	3	3	3
Paper XIV	3	3	3	3	3	3	3	3	3	3	3	3	3	3	3
Paper XV	2.8	2.8	2.8	2.8	2.8	2.8	2.8	2.8	2.8	2.8	2.8	2.8	2.8	2.8	2.8
Paper XVI	2.8	2.8	2.8	2.8	2.8	2.8	2.8	2.8	2.8	2.8	2.8	2.8	2.8	-	2.8
Average	2.92	2.92	2.90	2.92	2.92	2.92	2.92	2.92	2.90	2.92	2.92	2.92	2.92	2.94	2.92

Head
Department of Chemistry
Sri. Vasanthappa Yadav College
H.B. Nagar, 5th Cross, 2nd Stage, Kothagur

Estd. : July, 1999

॥ प्रज्वलितो ज्ञानमय-प्रदीपः ॥

UGC (2F & 12B) Dt. 16-8-2011
Perm. AF. No. SU/AFFI/T-2/UMK/4818 Dt. 15-7-2010

Shri. Shahu Shikshan Prasarak Seva Mandal, Peth Vadgaon's



NAAC Accredited - 'B++' (2.83)
Aug. 2016

SHRI. VIJAYSINHA YADAV COLLEGE

PETH VADGAON

Tal. Hatkanangale Dist. Kolhapur (Maharashtra) 416 112 ☎ (0230) 2471599

Affiliated to Shivaji University, Kolhapur



vyadavcollege@rediffmail.com

www.vympv.ac.in

President :

Shri. Gulabrao Pol
I.P.S.

Secretary :

Sou. Vidya Gulabrao Pol
M.A., B.Ed.

Vice President :

Smt. Vijayadevi V. Yadav

Principal :

Dr. Vijaya R. Chavan
M.Sc., Ph.D.

2.6.2 Attainment of program outcomes, program specific outcomes and course outcomes are evaluated by the institution

2.6.2 Attainment of program outcomes, program specific outcomes and course outcomes are evaluated by the institution

Attainment levels:

For University Exam

Level 1	below 45 % Students scoring more than 60% marks
Level 2	45-60 % Students scoring more than 60% marks
Level 3	$\geq 60\%$ Students scoring more than 60% marks

For Internal Exam

Level 1	below 60 % Students scoring more than 60% marks
Level 2	60-80 % Students scoring more than 60% marks
Level 3	above 80% Students scoring more than 60% marks

Program outcome Level	Target Attainment (Exclusive Method)
Level 1	0.5- 1.0
Level 2	1.0 - 1.5
Level 3	1.5 -2.0
Level 4	2.0- 2.5
Level 5	2.5 -3.0

Department of Computer Science
Calculation for Program Outcome Attainment for the Year 2022-23(B. Sc. III Computer Science)

Attainment of course outcome										
Semester (Theory)	Course Code (Paper No.)	Course Title	% of students above 60% University marks	Level of Attainment	80% of Attainment Level in endterm exam (I)	% of students above 60% internal marks	Level of attainment	20% of Attainment Level in internal exam (II)	Attainment of Course (I+II)	
Semester V (Theory)	Paper-IX	Core Java	100	3	2.4	100	3	0.6	3	
	Paper-X	C# Programming	100	3	2.4	100	3	0.6	3	
	Paper-XI	Linux Part I	100	3	2.4	100	3	0.6	3	
	Paper-XII	Python Part I	100	3	2.4	100	3	0.6	3	
Semester VI (Theory)	Paper-XIII	Advanced Java	100	3	2.4	100	3	0.6	3	
	Paper-XIV	ASP.Net	100	3	2.4	100	3	0.6	3	
	Paper-XV	Linux Part II	100	3	2.4	100	3	0.6	3	
	Paper-XVI	Python Part II	100	3	2.4	100	3	0.6	3	
									Total	30
									Average	3

MAPPING

Rubrics developed to validate POs for some Programmes

Correlation level 1, 2 and 3 are defined as follows:

1. Slight (Low) 2. Moderate (Medium) 3. Substantial (High)

Assessment Tools:

Program Outcomes	Courses considered	Method of Assessment	Source of data collection
PO 1- PO 10	Contributing course is considered for CO to PO mapping	1) Direct Assessment Internal evaluation <ul style="list-style-type: none">• Unit Tests• Assignments 2) External Evaluation University Exam	Result file and University Ledger

Mapping Factor (Correlation Level):

It indicates to what extent ascertain component (either assessment method to CO or CO to PO or CO to PSO)

3: Indicates Substantial (high) mapping (high contribution towards attainment)

2: Indicates Moderate (medium) mapping (medium contribution towards attainment)

1: Indicates Slight (low) mapping (some contribution towards attainment)

Calculation for Program Outcome Attainment for the Year 2022-23

(B. Sc. III Computer Science)

Step 1] CO's are mapped with CIE (Continuous internal evaluation) marks

1] Computer Science: Sem. V & VI

Paper IX: Core Java

Course outcomes	Test 1	HA 1	HA 2	Average
CO 1	3	3		3
CO 2	3	3		3
CO 3	3		3	3
CO 4	3		3	3
Total average	3	3	3	3

Paper X: C# Programming

Course outcomes	Test 1	HA 1	HA 2	Average
CO 1	3	3		3
CO 2	3	3		3
CO 3	3		3	3
CO 4	3		3	3
CO 5	3			
Total average	3	3	3	3

Paper XI: Linux Part I

Course outcomes	Test 1	HA 1	HA 2	Average
CO 1	3	3		3
CO 2	3	3		3
CO 3	3			
CO 4	3			
CO 5	3		3	3
CO 6	3		3	3
CO 7	3			
Total average	3	3	3	3

Paper XII: Python Part I

Course outcomes	Test 1	HA 1	HA 2	Average
CO 1	3	3		3
CO 2	3	3		3
CO 3	3		3	3
CO 4	3		3	3
Total average	3	3	3	3

Paper XIII: Advanced Java

Course outcomes	Test 1	HA 1	HA 2	Average
CO 1	3			
CO 2	3	3		3
CO 3	3	3		3
CO 4	3			
CO 5	3		3	3
CO 6	3		3	3
Total average	3	3	3	3

Paper XIV: ASP.Net

Course outcomes	Test 1	HA 1	HA 2	Average
CO 1	3	3		3
CO 2	3	3		3
CO 3	3		3	3
CO 4	3		3	3
CO 5	3			
Total average	3	3	3	3

Paper XV: Linux Part II

Course outcomes	Test 1	HA 1	HA 2	Average
CO 1	3	3		3
CO 2	3	3		3
CO 3	3			
CO 4	3			
CO 5	3		3	3
CO 6	3		3	3
CO 7	3			
Total average	3	3	3	3

Paper XVI: Python Part II

Course outcomes	Test 1	HA 1	HA 2	Average
CO 1	3	3		3
CO 2	3	3		3
CO 3	3		3	3
CO 4	3		3	3
Total average	3	3	3	3

Step 2] COs are mapped with POs. The CO levels corresponding to each PO are averaged to obtain overall CO level for each PO

Computer Science

1]

Course Outcomes	PO 1	PO 2	PO 3	PO 4	PO 5	PO 6	PO 7	PO 8	PO 9	PO 10	PSO 1	PSO 2	PSO 3	PSO 4	PSO 5	PSO 6
CO 1		3	3	3	3							3	3	3		
CO 2		3	3	3	3							3	3	3		
CO 3		3	3	3	3	3						3	3	3		
CO 4		3	3	3	3				3	3		3	3	3		
Paper IX		3	3	3	3	3	-	-	3	3		3	3	3		

2]

Course Outcomes	PO 1	PO 2	PO 3	PO 4	PO 5	PO 6	PO 7	PO 8	PO 9	PO 10	PSO 1	PSO 2	PSO 3	PSO 4	PSO 5	PSO 6
CO 1	3		3			3					3			3		3
CO 2	3		3			3					3			3		3
CO 3	3		3			3					3			3		3
CO 4	3		3			3		3			3			3		3
CO 5	3		3			3		3			3			3		3
Paper X	3		3	-	-	3	-	3	-	-	3	-	-	3		3

3]

Course Outcomes	PO 1	PO 2	PO 3	PO 4	PO 5	PO 6	PO 7	PO 8	PO 9	PO 10	PSO 1	PSO 2	PSO 3	PSO 4	PSO 5	PSO 6
CO 1		3				3		3				3	3	3		
CO 2		3				3		3				3	3	3		
CO 3		3				3		3				3	3	3		
CO 4		3				3		3				3	3	3		
CO 5		3				3		3				3	3	3		
CO 6		3				3		3				3	3	3		
CO 7		3				3		3				3	3	3		
Paper XI		3			-	3	-	3	-	-	-	3	3	3		

4]

Course Outcomes	PO 1	PO 2	PO 3	PO 4	PO 5	PO 6	PO 7	PO 8	PO 9	PO 10	PSO 1	PSO 2	PSO 3	PSO 4	PSO 5	PSO 6
CO 1	3	3				3		3	3		3	3	3	3		
CO 2	3	3				3		3	3		3	3	3	3		
CO 3	3	3				3		3	3		3	3	3	3		
CO 4	3	3				3		3	3		3	3	3	3		
Paper XII	3	3	-	-	-	3		3	3	-	3	3	3	3		

5]

Course Outcomes	PO 1	PO 2	PO 3	PO 4	PO 5	PO 6	PO 7	PO 8	PO 9	PO 10	PSO 1	PSO 2	PSO 3	PSO 4	PSO 5	PSO 6
CO 1		3	3	3	3							3	3	3		
CO 2		3	3	3	3							3	3	3		
CO 3		3	3	3	3	3						3	3	3		
CO 4		3	3	3	3				3	3		3	3	3		
CO 5		3	3	3	3	3			3	3		3	3	3		
CO 6		3	3	3	3							3	3	3		
Paper XIII		3	3	3	3	3			3	3		3	3	3		

6]

Course Outcomes	PO 1	PO 2	PO 3	PO 4	PO 5	PO 6	PO 7	PO 8	PO 9	PO 10	PSO 1	PSO 2	PSO 3	PSO 4	PSO 5	PSO 6
CO 1	3		3			3					3			3		3
CO 2	3		3			3					3			3		3
CO 3	3		3			3					3			3		3
CO 4	3		3			3		3			3			3		3
CO 5	3		3			3		3			3			3		3
Paper XIV	3		3	-	-	3	-	3	-	-	3	-	-	3		3

7]

Course Outcomes	PO 1	PO 2	PO 3	PO 4	PO 5	PO 6	PO 7	PO 8	PO 9	PO 10	PSO 1	PSO 2	PSO 3	PSO 4	PSO 5	PSO 6
CO 1		3				3		3				3	3	3		
CO 2		3				3		3				3	3	3		
CO 3		3				3		3				3	3	3		
CO 4		3				3		3				3	3	3		
CO 5		3				3		3				3	3	3		
CO 6		3				3		3				3	3	3		
CO 7		3				3		3				3	3	3		
Paper XV		3			-	3	-	3	-	-	-	3	3	3		

8]

Course Outcomes	PO 1	PO 2	PO 3	PO 4	PO 5	PO 6	PO 7	PO 8	PO 9	PO 10	PSO 1	PSO 2	PSO 3	PSO 4	PSO 5	PSO 6
CO 1	3	3					3		3	3	3	3			3	
CO 2	3	3					3		3	3	3	3			3	
CO 3	3	3					3		3	3	3	3			3	
CO 4	3	3					3		3	3	3	3			3	
Paper XVI	3	3	-	-	-	-	3	-	3	3	3	3	-		3	

Shri Vijaysinha Yadav Mahavidyalay Peth Vadgaon
Department of Commerce
Attainment for Year 2022-2023 B.Com-III

Semester Theory	Course Code Paper No.	Course Title	Attainment of course outcome		Internal	Exam	Level of Attainment	20% Attainment Internal exam II	Attainment of course (+) I&II
			% of Student above 60% University marks	Level of Attainment	80% of attainment level in internal (exam I)	% of Student above 60% Internal marks			
V	1	BENS	75.67	3	2.4	78.31	3	0.6	3
	2	BRFS	54.5	2	1.6	81.49	3	0.6	2.2
	3	MMP5	50	2	1.6	89.38	3	0.6	2.2
	4	COD5	86.48	3	2.4	82.43	3	0.6	3
	5	AAC1	82.43	3	2.4	91.89	3	0.6	3
	6	AACC2	83.778	3	2.4	89.18	3	0.6	3
VI	1	BEN6	91.89	3	2.4	82.43	3	0.6	3
	2	BERF6	54.05	2	1.6	78.37	3	0.6	3
	3	MMP6	81.08	3	2.4	89.18	3	0.6	3
	4	COD6	75.68	3	2.4	82.43	3	0.6	3
	5	AACC3	14.86	1	0.8	81.43	3	0.6	3
	6	AACC4	59.45	2	1.6	78.37	3	0.6	3


 Head
 Department of Commerce
 S. N. Vijaysinha Yashwantrao Chavan College
 Peth Vadgaon, Dist. Solapur

2.6.2 Attainment of program outcomes, program specific outcomes and course outcomes are evaluated by the institution

The College has prepared the method of measuring program outcomes and course outcomes that eventually upgrade the academic quality of the College and graduate outcomes. The learning outcomes attainment is calculated by using the direct and indirect method. In direct method, students' performance in university examinations and internal examinations is one of the major parameters of outcome assessment while in indirect method, data of students' progression and placements are taken.

The course outcomes of all the courses at the final year are mapped with Program outcomes to obtain the attributes of UGC

CO Assessment Process:

1. Relevance of process and tools with theory subject.
2. For each subject some CO's designed and are mapped with program outcomes and Programme Specific Outcomes

Table - Following tools are used for Assessment process

Sr. No.	Direct method	Method Description
1.	External Semester end Examination	Marks obtained in external semester end examination (theory) are the basis for external assessment to record the attainment of course outcomes.
2.	Internal assessment Test	Marks in a theory paper are based on tests. Average of the better marks obtained from these tests shall contribute to the internal assessment marks for the relevant subject.
Indirect method		
1.	Student Progression	Higher progression data of students is collected
2.	Placements	Placement data is collected from the office.

Shri Vijaysinha Yadav College, Peth Vadgaon
Department of Economics

Attainment of Course Outcomes (COs)

Criteria

Attainment level	% of students scoring $\geq 60\%$ marks	
	External Theory Exam	Internal Theory Exam
I	$< 45\%$	$> 60\%$
II	45-60%	60-80%
III	$> 60\%$	$> 80\%$

Weightage of Attainments

Attainment of Course = 80% of (Attainment level in university examination)
+ 20% of (Attainment level in continuous internal evaluation CIE)

Assessment-CO and PO matrix is prepared for each course

The attainment level for program outcomes (POs) is defined as follows:

Program outcome Level	Target Attainment
Level 1	0.5 > 1.0
Level 2	1.0 > 1.5
Level 3	1.5 > 2.0
Level 4	2.0 > 2.5
Level 5	2.5 > 3.0

Department of Economics
Calculation for Program Outcome Attainment for the Year 2022-23 (B. A. III Economics)

Attainment of course outcome

Semester (Theory)	Course Code (PaperNo.)	Course Title	% of students above 60% University marks	Level of Attainment	80% of Attainment Level in end term exam (I)	% of students above 80% internal marks	Level of attainment	20% of Attainment Level in internal exam (II)	Attainment of Course (I+II)
Semester V (Theory)	Paper-VII	Principles of Micro Economics I	58.33	2	1.6	58.33	1	0.2	1.8
	Paper-VIII	Economics of Development	66.66	3	2.4	50	1	0.2	2.6
	Paper-IX	International Economics - I	83.33	3	2.4	66.66	2	0.4	2.8
	Paper-X	Research methodology in Economics - I	58.33	2	1.6	41.66	1	0.2	1.8
	Paper-XI	History of Economic Thoughts - I	58.33	2	1.6	75	2	0.4	2
Semester VI (Theory)	Paper-XII	Principles of Micro Economics II	66.66	3	2.4	33.33	1	0.2	2.6
	Paper - XIII	Economics Of Planning	91.66	3	2.4	66.66	2	0.4	2.8
	Paper-XIV	International Economics - II	91.66	3	2.4	58.33	1	0.2	2.6
	Paper-XV	Research methodology in Economics - II	91.66	3	2.4	58.33	1	0.2	2.6
	Paper-XVI	History of Economic Thoughts - II	91.66	3	2.4	83.33	3	0.6	3
								Total	24.6
								Average	2.46

Calculation for Program Outcome Attainment for the Year 2022-23 (B. A. III Economics)

Step 1 - CO's are mapped with CE (Continuous internal evaluation) marks as follows.

I] Economics: Sem. V & VI

Paper VII: Principles of Micro Economics I

Course outcomes	Test 1	HA 1	Average
CO 1	2		2
CO 2	2		2
CO 3	2		2
CO 4		1	1
CO 5		1	1
Total average			1.6

Paper VIII: Economics of Development

Course outcomes	Test 1	HA 1	Average
CO 1	1		1
CO 2	1		1
CO 3		1	1
CO 4		1	1
Total average			1

Paper IX: International Economics - I

Course outcomes	Test 1	HA 1	Average
CO 1	1		1
CO 2		1	1
CO 3		1	1
Total average			1

Paper X - Research methodology in Economics - I

Course outcomes	Test 1	HA 1	Average
CO 1	1		1
CO 2	1		1
CO 3		1	1
Total average			1

Paper XI: History of Economic Thoughts - I

Course outcomes	Test I	HA I	Average
CO 1	2	1	1.5
CO 2	2	1	1.5
Total average			1.5

Paper XII: Principles of Micro Economics II

Course outcomes	Test I	HA I	Average
CO 1		1	1
CO 2		1	1
CO 3	1		1
CO 4	1		1
Total average			1

Paper XIII: Economics of Planning

Course outcomes	Test I	HA I	Average
CO 1	2		2
CO 2	2		2
CO 3		3	3
CO 4		3	3
Total average			2.5

Paper XIV: International Economics - II

Course outcomes	Test I	HA I	Average
CO 1	2		2
CO 2	2		2
CO 3	2		2
CO 4		1	1
CO 5		1	1
Total average			1.6

Paper XV: Research methodology in Economics:

Course outcomes	Test 1	HA 1	Average
CO 1	1		1
CO 2	1		1
CO 3		1	1
Total average			1

Paper XVI: History of Economic Thoughts - II

Course outcomes	Test 1	HA 1	Average
CO 1	2	2	2
CO 2	2	2	2
Total average			2

Step 2] COs are mapped with Pos and PSOs. The CO levels corresponding to each PO are averaged to obtain overall CO level for each PO as follows:

1] Paper VII - Principles of Micro Economics I

Course Outcomes	PO 1	PO 2	PO 3	PO 4	PO 5	PO 6	PO 7	PO 8	PO 9	PO 10	PSO 1	PSO 2	PSO 3	PSO 4	PSO 5	PSO 6
CO 1		1.6			1.6	1.6				1.6	1.6			1.6	1.6	
CO 2	1.6	1.6				1.6				1.6	1.6	1.6			1.6	
CO 3	1.6		1.6							1.6	1.6				1.6	
CO 4			1.6	1.6						1.6	1.6					
CO 5		1.6		1.6						1.6	1.6	1.6			1.6	
Paper VII	1.6	1.6	1.6	1.6	1.6	1.6				1.6	1.6	1.6		1.6	1.6	

2] Paper VIII - Economics of Development

Course Outcomes	PO 1	PO 2	PO 3	PO 4	PO 5	PO 6	PO 7	PO 8	PO 9	PO 10	PSO 1	PSO 2	PSO 3	PSO 4	PSO 5	PSO 6
CO 1		1				1									1	
CO 2						1				1		1			1	1
CO 3		1								1					1	1
CO 4		1								1					1	1
Paper VIII		1				1				1		1			1	1

3) Paper IX: International Economics - I

Course Outcomes	PO 1	PO 2	PO 3	PO 4	PO 5	PO 6	PO 7	PO 8	PO 9	PO 10	PSO 1	PSO 2	PSO 3	PSO 4	PSO 5	PSO 6
CO 1		1			1						1	1				1
CO 2		1			1						1	1				1
CO 3		1	1		1						1	1				1
Paper IX		1	1		1						1	1				1

4) Paper X - Research methodology in Economics - I

Course Outcomes	PO 1	PO 2	PO 3	PO 4	PO 5	PO 6	PO 7	PO 8	PO 9	PO 10	PSO 1	PSO 2	PSO 3	PSO 4	PSO 5	PSO 6
CO 1				1						1			1	1	1	
CO 2				1						1			1	1	1	
CO 3				1						1			1	1	1	
Paper X				1						1			1	1	1	

5) Paper XI: History of Economic Thoughts - I

Course Outcomes	PO 1	PO 2	PO 3	PO 4	PO 5	PO 6	PO 7	PO 8	PO 9	PO 10	PSO 1	PSO 2	PSO 3	PSO 4	PSO 5	PSO 6
CO 1					1.5	1.5				1.5					1.5	1.5
CO 2					1.5	1.5									1.5	1.5
Paper XI					1.5	1.5				1.5					1.5	1.5

6) Paper XII: Principles of Micro Economics II

Course Outcomes	PO 1	PO 2	PO 3	PO 4	PO 5	PO 6	PO 7	PO 8	PO 9	PO 10	PSO 1	PSO 2	PSO 3	PSO 4	PSO 5	PSO 6
CO 1						1	1				1	1				
CO 2		1				1					1	1				
CO 3			1	1		1				1	1	1			1	
CO 4	1	1								1	1	1			1	
Paper XII	1	1	1	1		1	1				1	1			1	

7) Paper XIII: Economics of Planning

Course Outcomes	PO 1	PO 2	PO 3	PO 4	PO 5	PO 6	PO 7	PO 8	PO 9	PO 10	PSO 1	PSO 2	PSO 3	PSO 4	PSO 5	PSO 6
CO 1				2.5			2.5			2.5					2.5	2.5
CO 2		2.5					2.5			2.5					2.5	2.5
CO 3							2.5			2.5						2.5
CO 4			2.5	2.5						2.5					2.5	2.5
Paper XIII			2.5	2.5			2.5			2.5					2.5	2.5

8) Paper XIV: International Economics - II

Course Outcomes	PO 1	PO 2	PO 3	PO 4	PO 5	PO 6	PO 7	PO 8	PO 9	PO 10	PSO 1	PSO 2	PSO 3	PSO 4	PSO 5	PSO 6
CO 1			1.6				1.6								1.6	1.6
CO 2			1.6				1.6			1.6					1.6	1.6
CO 3			1.6				1.6								1.6	1.6
CO 4			1.6				1.6			1.6					1.6	1.6
CO 5			1.6				1.6								1.6	1.6
Paper XIV			1.6				1.6			1.6					1.6	1.6

9] Paper XV: Research methodology in Economics – II

Course Outcomes	PO 1	PO 2	PO 3	PO 4	PO 5	PO 6	PO 7	PO 8	PO 9	PO 10	PSO 1	PSO 2	PSO 3	PSO 4	PSO 5	PSO 6
CO 1				1									1	1		
CO 2				1									1	1		
CO 3				1									1	1		
Paper XV				1									1	1		

10] Paper XVI: History of Economic Thoughts – II

Course Outcomes	PO 1	PO 2	PO 3	PO 4	PO 5	PO 6	PO 7	PO 8	PO 9	PO 10	PSO 1	PSO 2	PSO 3	PSO 4	PSO 5	PSO 6
CO 1					2	2				2					2	
CO 2					2	2				2					2	
Paper XVI					2	2				2					2	

Step 3] development of overall CO-PO mapping matrix for all courses of Economics

The overall CO levels obtained for all courses from above step can be expressed in matrix form.

Courses	PO1	PO 2	PO 3	PO 4	PO 5	PO 6	PO 7	PO 8	PO 9	PO 10	PSO 1	PSO 2	PSO 3	PSO 4	PSO 5	PSO 6
Paper VII	1.6	1.6	1.6	1.6	1.6	1.6				1.6	1.6	1.6		1.6	1.6	
Paper VIII		1				1				1		1			1	1
Paper IX		1	1		1						1	1				1
Paper X				1						1			1	1	1	
Paper XI					1.5	1.5				1.5					1.5	1.5
Paper XII	1	1	1	1		1	1				1	1			1	
Paper XIII			2.5	2.5			2.5			2.5					2.5	2.5
Paper XIV			1.6				1.6			1.6					1.6	1.6
Paper XV				1									1	1		
Paper XVI					2	2				2					2	
Average	1.3	1.15	1.54	1.62	1.52	1.42	1.7			1.6	1.2	1.15	1	1.2	1.52	1.52


 Head
 Department of Economics
 Shri. Vijaysinha Yadav College
 Peth Vadgaon, Dist. Kolhapur.


Department of English
Calculation for Program Outcome Attainment for the Year 2022-23 (B. A. III English)

Attainment of course outcome									
Semester (Theory)	Course Code (Paper No.)	Course Title	% of students above 60% University marks	Level of Attainment	80% of Attainment Level in end term exam (I)	% of students above 60% internal marks	Level of attainment	20% of Attainment Level in internal exam (II)	Attainment of Course (I+II)
Semester V (Theory)	Paper- VII	Introduction to Literary Criticism	100	3	2.4	100	3	0.6	3
	Paper- VIII	English Poetry	100	3	2.4	100	3	0.6	3
	Paper- IX	English Drama	100	3	2.4	100	3	0.6	3
	Paper- X	English Novel	100	3	2.4	100	3	0.6	3
	Paper- XI	Structure and Function of English Language	100	3	2.4	100	3	0.6	3
Semester VI (Theory)	Paper- XII	Introduction to Literary Criticism	100	3	2.4	100	3	0.6	3
	Paper- XIII	English Poetry	100	3	2.4	100	3	0.6	3
	Paper- XIV	English Drama	100	3	2.4	100	3	0.6	3
	Paper- XV	English Novel	100	3	2.4	100	3	0.6	3
	Paper- XVI	Structure and Function of English Language	100	3	2.4	100	3	0.6	3
									Total
								Average	30


Shri Vijaysinha Yadav College, Peth Vadgaon

Department of Geography

B.A. III Result 2022-2023




Sr. No.	Roll No.	Name of the Student	Marks obtained in paper						Practical Exam. marks		Total	Percentage	Result
			VII	VIII	IX	X	XI	XII	XIII	XIV			
1	603	/Belekar Samruddhi Jitendra	23	22	25	27	26	32	90	87	332	66.4	I
2	604	Gorivale Ankush Shamrao	24	26	28	36	39	44	95	92	384	76.8	Dist
3	605	Jadhav Amey Ashok	25	27	27	28	31	31	75	72	316	63.2	I
4	606	/Jadhav Jyoti Ganpati	16	25	25	34	35	42	89	78	344	68.8	I
5	607	/Jamdar Pranoti Anil	33	40	41	35	35	44	96	93	417	83.4	Dist
6	608	/Jangam Shrutika Balaso	24	35	32	37	31	34	94	94	381	76.2	Dist
7	609	/Kadam Aishwarya Ashok	26	35	37	38	36	40	93	92	397	79.4	Dist
8	610	Kawade Vishal Vijay	38	38	44	44	44	47	98	98	451	90.2	Dist
9	611	Khade Pratikraj Maruti	23	25	27	31	30	31	92	93	352	70.4	Dist
10	612	Mane Shubham Dilip	33	31	38	43	42	42	92	93	414	82.8	Dist
11	613	/Momin Sabiha Inaytulla	45	39	44	43	37	40	94	95	437	87.4	Dist
12	614	Musale Dhanaji Balaso	22	23	29	25	23	26	75	88	311	62.2	I
13	615	Musale Santaji Balaso	22	29	29	29	27	31	78	90	335	67	I
14	616	Patil Shubham Sharad	23	26	28	25	28	31	73	71	305	61	I
15	617	/Patil Jyoti Jalinadar	35	40	45	46	40	46	97	97	446	89.2	Dist
16	618	/Patil Amruta Vitthal	34	37	38	34	39	47	97	97	423	84.6	Dist
17	619	/Powar Tejaswini Sanjay	23	33	29	34	32	39	90	92	372	74.4	Dist
18	620	/Sagare Tejashri Sachin	34	31	39	39	37	43	96	94	413	82.6	Dist
19	638	Kumbhar Rushikesh Laxman	28	27	31	19	29	38	87	78	337	67.4	I
20	639	/Kurane Tejaswini Sachin	22	26	30	34	29	37	88	93	359	71.8	Dist
		% of students above 60% Universitymarks	35.00	50.00	55.00	70.00	70.00	95.00	-	-	-	-	-





Head
 Department of Geography
 Shri. Vijaysinha Yadav College
 Peth Vadgaon, Dist. Kolhapur.

Shri Vijaysinha Yadav College, Peth Vadgaon
Department of Geography
B.A. III CIE I Result 2021-2022



Sr. No.	Roll No.	Name of the Student	Paper VII (Out of 10)		Paper VIII (Out of 10)		Paper IX (Out of 10)	
			T	H	T	H	T	H
1	603	/Belekar Samruddhi Jitendra	9	8	9	9	9	9
2	604	Gorivale Ankush Shamrao	9	9	9	9	9	8
3	605	Jadhav Amey Ashok						
4	606	/Jadhav Jyoti Ganpati	8	7	9	9	9	9
5	607	/Jamdar Pranoti Anil	9	9	9	9	9	9
6	608	/Jangam Shrutika Balaso	8	7	9	9	9	9
7	609	/Kadam Aishwarya Ashok	9	8	9	9	9	9
8	610	Kawade Vishal Vijay	9	8	9	8	8	8
9	611	Khade Pratikraj Maruti	9	8		8	8	8
10	612	Mane Shubham Dilip	9	8	9	9	9	9
11	613	/Momin Sabiha Inaytulla	9	8	9	9	9	9
12	614	Musale Dhanaji Balaso	8	7	9	8	9	9
13	615	Musale Santaji Balaso	8	8	9	8	9	8
14	616	Patil Shubham Sharad						
15	617	/Patil Jyoti Jalinadar	8	8	9	9	9	9
16	618	/Patil Amruta Vitthal	8	8	9	8	9	9
17	619	/Powar Tejaswini Sanjay	9	8	9	9	9	9
18	620	/Sagare Tejashri Sachin	8	8	9	9	9	9
19	638	Kumbhar Rushikesh Laxman	8	7	9	8		
20	639	/Kurane Tejaswini Sachin	8	8	9	9	8	8
		% of students above 60% internal marks	100		100		100	




Padhar
Head
 Department of Geography
 Shri. Vijaysinha Yadav College
 Peth Vadgaon, Dist. Kolhapur.


Shri Vijaysinha Yadav College, Peth Vadgaon

Department of Geography

B.A. III CIE II Result 2021-2022




Sr. No.	Roll No.	Name of the Student	Paper X (Out of 10)		Paper XI (Out of 10)		Paper XII (Out of 10)	
			T	H	T	H	T	H
1	603	/Belekar Samruddhi Jitendra	9	9	9	8	9	9
2	604	Gorivale Ankush Shamrao	9	9	8	9	9	9
3	605	Jadhav Amey Ashok						
4	606	/Jadhav Jyoti Ganpati	8	8	8	9	9	8
5	607	/Jamdar Pranoti Anil	9	8	8	8	9	9
6	608	/Jangam Shrutika Balaso	8	9	8	8	8	8
7	609	/Kadam Aishwarya Ashok	7	9	9	9	9	9
8	610	Kawade Vishal Vijay	8	8	8	9	8	8
9	611	Khade Pratikraj Maruti	9	9	8	8	8	8
10	612	Mane Shubham Dilip	8	8	8	9	9	9
11	613	/Momin Sabiha Inaytulla	8	9	8	9	9	9
12	614	Musale Dhanaji Balaso	9	8	8	8	9	9
13	615	Musale Santaji Balaso	7	8	8	8	9	9
14	616	Patil Shubham Sharad						
15	617	/Patil Jyoti Jalinadar	7	9	8	9	9	9
16	618	/Patil Amruta Vitthal	9	9	9	8	9	9
17	619	/Powar Tejaswini Sanjay	9	9	8	8	8	8
18	620	/Sagare Tejashri Sachin	7	9	8	8	9	9
19	638	Kumbhar Rushikesh Laxman	7	9	8	8		
20	639	/Kurane Tejaswini Sachin	9	9	8	8	8	8
		% of students above 60% internal marks	100		100		100	




Head
 Department of Geography
 Shri. Vijaysinha Yadav College
 Peth Vadgaon, Dist. Kolhapur.

Department of Geography
Calculation for Program Outcome Attainment for the Year 2021-22 (B. A. III Geography)

Attainment of course outcome										
Semester (Theory)	Course Code (Paper No.)	Course Title	% of students above 60% University marks	Level of Attainment	80% of Attainment Level in end term exam (I)	% of students above 60% internal marks	Level of attainment	20% of Attainment Level in internal exam (II)	Attainment of Course (I+II)	
Semester V (Theory)	VII	Evolution of Geographical Thoughts	35.00	1	0.8	100	3	0.6	1.4	
	VIII	Geography of India	50.00	2	1.6	100	3	0.6	2.2	
	IX	Population Geography	55.00	2	1.6	100	3	0.6	2.2	
Semester VI (Theory)	X	Economic Geography	70.00	3	2.4	100	3	0.6	3	
	XI	Urban Geography	70.00	3	2.4	100	3	0.6	3	
	XII	Political Geography	95.00	3	2.4	100	3	0.6	3	
									Total	14.8
									Average	2.46



Padhari
Head
 Department of Geography
 Shri. Vijaysinha Yadav College
 Path Vadgaon, Dist. Kolhapur.


Attainment levels:

For University Exam

Level 1	below 45 % Students scoring more than 60% marks
Level 2	45-60 % Students scoring more than 60% marks
Level 3	$\geq 60\%$ Students scoring more than 60% marks

For Internal Exam

Level 1	below 60 % Students scoring more than 60% marks
Level 2	60-80 % Students scoring more than 60% marks
Level 3	above 80% Students scoring more than 60% marks



Calculation for Program Outcome
Attainment for the Year 2021-22 (B.A. III) Geography
Step: 1 (CO's are mapped with CIE)
Continuous Internal Evaluation marks as follows

Geography Sem. V & VI

Paper No. VII: Evolution of Geographical Thoughts

Course outcome	Test	HA	Average
CO 1	3	3	3
CO 2	3	3	3
CO 3	3	3	3
CO 4	3	3	3
Total average	3	3	3

Paper No. X: Economic Geography

Course outcome	Test	HA	Average
CO 1	3	3	3
CO 2	3	3	3
CO 3	3	3	3
CO 4	3	3	3
Total average	3	3	3

Paper No. VIII: Geography of India

Course outcome	Test	HA	Average
CO 1	3	3	3
CO 2	3	3	3
CO 3	3	3	3
CO 4	3	3	3
Total average	3	3	3

Paper No. XI: Urban Geography


Course outcome	Test	HA	Average
CO 1	3	3	3
CO 2	3	3	3
CO 3	3	3	3
CO 4	3	3	3
Total average	3	3	3

Paper No. IX: Population Geography

Course outcome	Test	HA	Average
CO 1	3	3	3
CO 2	3	3	3
CO 3	3	3	3
CO 4	3	3	3
Total average	3	3	3

Paper No. XII: Political Geography

Course outcome	Test	HA	Average
CO 1	3	3	3
CO 2	3	3	3
CO 3	3	3	3
CO 4	3	3	3
Total average	3	3	3



Padhari
Head
Department of Geography
Shri. Vijaysinha Yadav College
Path Vadgaon, Dist. Kolhapur.

MAPPING

Rubrics developed to validate POs for some Programmes

Correlation level 1, 2 and 3 are defined as follows:

1. Slight (Low) 2. Moderate (Medium) 3. Substantial (High)

Assessment Tools:

Program Outcomes	Courses considered	Method of Assessment	Source of data collection
PO 1- PO 10	Contributing course is considered for CO to PO mapping	1) Direct Assessment Internal evaluation <ul style="list-style-type: none">• Unit Tests• Assignments 2) External Evaluation University Exam	Result file and University Ledger

Mapping Factor (Correlation Level):


It indicates to what extent ascertain component (either assessment method to CO or CO to PO or CO to PSO)

- 3: Indicates Substantial (high) mapping (high contribution towards attainment)
- 2: Indicates Moderate (medium) mapping (medium contribution towards attainment)
- 1: Indicates Slight (low) mapping (some contribution towards attainment)

Step 2] COs are mapped with POs. The CO levels corresponding to each PO are averaged to obtain overall CO level for each PO Geography

VII] Evolution of Geographical Thoughts

Course Outcomes	PO 1	PO 2	PO 3	PO 4	PO 5	PO 6	PO 7	PO 8	PO 9	PO 10	PSO 2	PSO 6	PSO 18
CO 1	-	-	-	-	3	-	3	-	-	-	3	-	-
CO 2	-	-	3	-	3	3	3	-	-	3	-	3	-
CO 3	3	-	3	-	3	3	3	-	-	3	-	3	-
CO 4	-	-	3	3	3	3	3	-	-	-	-	3	3
Paper VII	3	-	3	3	3	3	3	-	-	3	3	3	3



VIII] Geography of India

Course Outcomes	PO 1	PO 2	PO 3	PO 4	PO 5	PO 6	PO 7	PO 8	PO 9	PO 10	PSO 15	PSO 20	PSO 22
CO 1	-	3	3	-	-	-	3	3	-	-	3	-	-
CO 2	-	-	3	-	-	-	-	-	-	-	3	-	-
CO 3	-	-	3	3	3	-	3	-	-	3	-	-	3
CO 4	-	3	3	-	3	-	3	-	-	3	-	3	
Paper VIII	-	3	3	3	3		3	3	-	3	3	3	3

IX] Population Geography

Course Outcomes	PO 1	PO 2	PO 3	PO 4	PO 5	PO 6	PO 7	PO 8	PO 9	PO 10	PSO 18	PSO 19
CO 1	-	-	-	-	3	-	3	-	-	-	3	-
CO 2	-	-	3	-	3	3	3	-	-	-	3	-
CO 3	-	-	3	-	3	-	3	-	-	-	3	-
CO 4	3	-	3	-	3	3	3	-	-	-	-	3
Paper IX	3	-	3	-	3	3	3	-	-	-	3	3

X] Economic Geography

Course Outcomes	PO 1	PO 2	PO 3	PO 4	PO 5	PO 6	PO 7	PO 8	PO 9	PO 10	PSO 21	PSO 22	PSO 24	PSO 25
CO 1	-	-	3	-	3	-	-	-	-	-	-	3	-	-
CO 2	-	-	3	-	3	3	3	-	-	3	-	-	3	-
CO 3	-	-	-	-	-	-	3	-	-	3	3	-	-	-
CO 4	3	-	3	-	3	-	3	-	-	-	-	3	-	3
Paper X	-	-	3	3	3	-	3	-	-	3	3	3	3	3


XI] Urban Geography

Course Outcomes	PO 1	PO 2	PO 3	PO 4	PO 5	PO 6	PO 7	PO 8	PO 9	PO 10	PSO 26	PSO 27	PSO 28
CO 1	3	-	2	-	3	3	3	-	-	-	3	-	-
CO 2	-	-	2	-	3	3	-	-	-	-	-	3	-
CO 3	3	3	3	-	3	3	3	-	-	-	-	3	-
CO 4	3	3	3	3	-	-	3	-	-	3	-	-	3
Paper XI	3	3	3	3	3	3	3	-	-	3	3	3	3

XII] Political Geography


Course Outcomes	PO 1	PO 2	PO 3	PO 4	PO 5	PO 6	PO 7	PO 8	PO 9	PO 10	PSO 29	PSO 30	PSO 31
CO 1	3	3	3	-	3	3	-	-	-	-	3	-	-
CO 2	3	3	3	-	3	3	-	-	-	-	3	3	-
CO 3	3	3	3	-	3	3	3	-	-	-	-	3	3
CO 4	3	3	3	-	3	3	3	-	-	-	3	3	3
Paper XII	3	3	3	-	3	3	3	-	-	-	3	3	3

Step 3] development of overall CO-PO mapping matrix for all courses of Mathematics



The overall CO levels obtained for all courses from above step can be expressed in matrix form.

Courses	PO 1	PO 2	PO 3	PO 4	PO 5	PO 6	PO 7	PO 8	PO 9	PO 10	PSO 2	PSO 6	PSO 15	PSO 18	PSO 19	PSO 20	PSO 21	PSO 22	PSO 24	PSO 25	PSO 26	PSO 27	PSO 28	PSO 29	PSO 30	PSO 31	
Paper VII	3	-	3	3	3	3	3	-	-	3	3	3	-	3	-	-	-	-	-	-	-	-	-	-	-	-	-
Paper VIII	-	3	3	3	3	-	3	3	-	3	-	-	3	-	-	3	-	3	-	-	-	-	-	-	-	-	-
Paper IX	3	-	3	-	3	3	3	-	-	-	-	-	-	3	3	-	-	-	-	-	-	-	-	-	-	-	-
Paper X	-	-	3	3	3	-	3	-	-	3	-	-	-	-	-	-	3	3	3	3	-	-	-	-	-	-	-
Paper XI	3	3	3	3	3	3	3	-	-	3	-	-	-	-	-	-	-	-	-	-	3	3	3	-	-	-	-
Paper XII	3	3	3	-	3	3	3	-	-	-	-	-	-	-	-	-	-	-	-	-	-	-	-	-	3	3	3
Average	3	3	3	3	3	3	3	3	-	3	3	3	3	3	3	3	3	3	3	3	3	3	3	3	3	3	



Paalhar
Head
 Department of Geography
 Shri. Vijaysinha Yadav College
 Path Vadgaon, Dist. Kolhapur.

Department of HINDI
Calculation for Program Outcome Attainment for the Year 2022-2023 (B.A.III HINDI)

Attainment of course outcome									
Semester(Theory)	Course Code (Paper No.)	Course Title	% of students above 60%University marks	Level of Attainment	80% of Attainment Level in end term exam(I)	% of students above 60%internal marks	Level of attainment	20% of Attainment Level in internal exam (II)	Attainment of Course(I+I I)
Semester V (Theory)	Paper-VII	विधाविशेषकाआद्ययन	70.00	3	2.4	100	3	0.6	3
	Paper VIII	साहित्यशास्त्र	70.00	3	2.4	100	3	0.6	3
	Paper-IX	हिंदीसाहित्यकाइतिहास	80.00	3	2.4	100	3	0.6	3
	Paper-X	प्रयोजनमूलकहिंदी	80	3	2.4	100	3	0.6	3
	Paper-XI	भाषाविद्यानऑरहिंदीभाषा	60	3	2.4	100	3	0.6	3
Semester VI (Theory)	Paper-XII	विधाविशेषकाआद्ययन	60	3	2.4	100	3	0.6	3
	Paper-XIII	साहित्यशास्त्र	70	3	2.4	100	3	0.6	3
	Paper-XIV	हिंदीसाहित्यकाइतिहास	80	3	2.4	100	3	0.6	3

	Paper- XV	प्रयोजनमूलकहिंदी	60	6	2.4	100	3	0.6	3
	Paper- XVI	भाषाविद्यानऑरहिंदीभाषा	70	3	2.4	100	3	0.6	3
								Total	30
								Average	3

Department of Marathi
Calculation for Program Outcome Attainment for the Year 2022-23 (B.A.III Marathi)

Attainment to course outcome-									
Semester (Theory)	Course Code (Paper No.)	Course Title	% of students above 60% University marks	Level of Attainment	80% of Attainment Level in end term exam(I)	% of students above 60% internal marks	Level of attainment	20% of Attainment Level in internal exam(II)	Attainment of Course (I+II)
Semester rV (Theory)	Paper- VII	काव्यशास्त्र	41	2	1. 6	67	2	0.4	2
	Paper VIII	भाषाविज्ञान आणि मराठी भाषा	50.00	2	1. 6	67	2	0.4	2
	Paper- IX	मराठी वाङ्मयाचा इतिहास	58.00	3	2. 4	67	2	0.4	2.8
	Paper- X	मराठी भाषा : उपयोजन आणि सर्जन	00	1	0. 8	67	2	0.4	1.2
	Paper- XI	वाङ्मय प्रवाहांचे अध्ययन	8	1	0. 8	67	2	0.4	1.2
Semester rVI (Theory)	Paper- XII	काव्यशास्त्र	33	1	0. 8	67	2	0.4	1.2
	Paper- XIII	भाषाविज्ञान आणि मराठी भाषा	17	1	0. 8	67	2	0.4	1.2
	Paper- XIV	मराठी वाङ्मयाचा इतिहास	75	3	2. 4	67	2	0.4	2.8
	Paper- XV	मराठी भाषा : उपयोजन आणि	33	1	2. 4	67	2	0.4	2.8

		सर्जन							
	Paper- XVI	वाङ्मय प्रवाहांचे अध्ययन	100	3	2.4	67	2	0.4	2.8
						67	2	Total	20
								Average	2.

MAPPING

Rubrics developed to validate POs for some Programmes

Correlation level 1, 2 and 3 are defined as follows:

1. Slight (Low) 2. Moderate (Medium) 3. Substantial (High)

Assessment Tools:

Program Outcomes	Courses considered	Method of Assessment	Source of data collection
PO1-PO10	For each PO, the contributing courses are obtained from mCO to PO mapping	1) Direct Assessment Internal evaluation <ul style="list-style-type: none">• Unit Tests• Assignments 2) External Evaluation University Exam	Result file and University Ledger

MappingFactor(CorrelationLevel):

It indicates to what extent a certain component (either an assessment method to CO or CO to PO or CO to PSO) 3: Indicates Substantial (high) mapping (high contribution towards attainment)

2: Indicates Moderate (medium) mapping (medium contribution towards attainment)

1: Indicates Slight (low) mapping (some contribution towards attainment)

Calculation for Program Outcome Attainment for the Year 2018-19 (B.A.III Marathi)

Step 1] CO's are mapped with CIE (Continuous internal evaluation) marks as follows

1] Marathi: Sem. V & VI

Paper IX: Real Analysis

Course outcomes	Test 1	HA 1	HA 2	Average
CO1	2	2		2
CO2	2	2		2
CO3	2		2	2
CO4	2		2	2
Total average	2	2	2	2

Paper X: Modern Algebra

Course outcomes	Test 1	HA 1	HA 2	Average
CO1	2	2		2
CO2	2	2		2
CO3	2		2	2
CO4	2		2	2
Total average	2	2	2	2

PaperXI:Partial Differential Equations

Courseoutcomes	Test1	HA1	HA2	Average
CO1	2	2		2
CO2	2	2		2
CO3	2		2	2
CO4	2		2	2
Totalaverage	2	2	2	2

PaperXII:Numerical Methods I

Courseoutcomes	Test1	HA1	HA2	Average
CO1	2	2		2
CO2	2	2		2
CO3	2		2	2
CO4	2		2	2
Totalaverage	2	2	2	2

PaperXIII:Metric Spaces

Courseoutcomes	Test1	HA1	HA2	Average
CO1	2	2		2
CO2	2	2		2
CO3	2		2	2
CO4	2		2	2
Totalaverage	2	2	2	2

PaperXIV:Linear Algebra

Courseoutcomes	Test1	HA1	HA2	Average
CO1	2	2		2
CO2	2	2		2
CO3	2		2	2
CO4	2		2	2
Totalaverage	2	2	2	2

PaperXV:Complex Analysis

Courseoutcomes	Test1	HA1	HA2	Average
CO1	2	2		2
CO2	2	2		2
CO3	2		2	2
CO4	2		2	2
Totalaverage	2	2	2	2

PaperXVI:Numerical Methods II

Courseoutcomes	Test1	HA1	HA2	Average
CO1	2	2		2
CO2	2	2		2
CO3	2		2	2
CO4	2		2	2
Totalaverage	2	2	2	2

Step2]COsaremappedwithPOs.TheCOlevelscorrespondingtoeachPOareaveragedtoobtainoverallCOlevelforeachPO

Marathi

1]

CourseO utcomes	PO 1	PO 2	PO 3	PO 4	PO 5	PO 6	PO 7	PO 8	PO 9	PO1 0	PSO 1	PSO 2	PSO 3	PSO 4
CO1	2	2			2	2		2	2		2	2		
CO2	2	2			2	2		2	2		2	2		
CO3	2	2			2	2			2		2	2		
CO4	2	2			2	2			2		2	2		
PaperIX	2	2		-	2	2	-	2	2	-	2	2	-	-

2]

CourseO utcomes	PO 1	PO 2	PO 3	PO 4	PO 5	PO 6	PO 7	PO 8	PO 9	PO1 0	PSO 1	PSO 2	PSO 3	PSO 4
CO1	2	2				2			2			2		
CO2	2	2				2			2			2		
CO3	2	2				2			2			2		
CO4	2	2				2			2			2		
PaperX	2	2		-	-	2	-	-	2	-		2	-	-

3]

Course Outcomes	PO 1	PO 2	PO 3	PO 4	PO 5	PO 6	PO 7	PO 8	PO 9	PO10	PSO 1	PSO 2	PSO 3	PSO 4
CO1	2	2		2		2			2			2		
CO2	2	2		2		2			2			2		
CO3	2	2		2		2			2			2		
CO4	2	2		2		2			2			2		
PaperXI	2	2		2	-	2	-	-	2	-		2	-	-

4]

Course Outcomes	PO 1	PO 2	PO 3	PO 4	PO 5	PO 6	PO 7	PO 8	PO 9	PO10	PSO 1	PSO 2	PSO 3	PSO 4
CO1	2	2		2			2		2				2	2
CO2	2	2		2		2	2		2				2	2
CO3	2	2		2		2	2		2				2	2
CO4	2	2		2			2		2				2	2
PaperXI I	2	2		2	-	2	2	-	2	-			2	2

5]

Course Outcomes	PO 1	PO 2	PO 3	PO 4	PO 5	PO 6	PO 7	PO 8	PO 9	PO10	PSO 1	PSO 2	PSO 3	PSO 4
CO1		2	2			2			2					2
CO2		2	2			2			2					2
CO3		2	2			2			2					2
CO4		2	2			2			2					2
Paper XI II		2	2	-	-	2	-	-	2	-				2

6]

Course Outcomes	PO 1	PO 2	PO 3	PO 4	PO 5	PO 6	PO 7	PO 8	PO 9	PO10	PSO 1	PSO 2	PSO 3	PSO 4
CO1		2	2			2			2		2			2
CO2		2	2			2			2		2			2
CO3		2	2			2			2		2			2
CO4		2	2			2			2		2			2
Paper XI V		2	2	-	-	2	-	-	2	-	2	-	-	2

7]

Course Outcomes	PO 1	PO 2	PO 3	PO 4	PO 5	PO 6	PO 7	PO 8	PO 9	PO10	PSO 1	PSO 2	PSO 3	PSO 4
CO1		3	3			3			3	3	3	3		
CO2		3	3			3			3	3	3	3		
CO3		3	3			3			3	3	3	3		
CO4		3	3			3			3	3	3	3		
PaperX V		3	3	-	-	3	-	-	3	3	3	3	-	

8]


Course Outcomes	PO 1	PO 2	PO 3	PO 4	PO 5	PO 6	PO 7	PO 8	PO 9	PO10	PSO 1	PSO 2	PSO 3	PSO 4
CO1		3	3			3			3	3	3			
CO2		3	3		3	3			3	3	3			
CO3		3	3			3			3	3	3			
CO4		3	3		3	3			3	3	3			
PaperX VI		3	3	-	3	3	-	-	3	3	3		-	

Step3]developmentofoverallCO-POmappingmatrixforallcoursesofMarathi

TheoverallCOlevelsobtainedforallcoursesfromabovestepcanbeexpressedinmatrixform.

Courses	P O1	PO2	PO3	PO4	PO5	PO6	PO7	PO8	PO9	PO10	PSO1	PSO2	PSO3	PSO4
PaperIX	2	2		-	2	2	-	2	2	-	2	2	-	-
PaperX	2	2		-	-	2	-	-	2	-		2	-	-
PaperXI	2	2		2	2	2	2	-	2	-		2	-	-
PaperXII	2	2	-	2	-	2	2	-	2	-			2	2
PaperXIII		2	2	-	-	2	-	-	2	-				2
PaperXIV		2	2	-	-	2	-	-	2	-	2	-	-	2
PaperXV		2	2	-	-	2	-	-	2	2	2	2	2	
PaperXVI		2	2	-	2	2	-	-	2	2	2		-	
Average	2	2	2	2	2	2	2	2	2	2	2	2	2	2




Principal
 Shri. Vijaysinha Yadav College
 Peth Vadgaon, Dist. Kolhapur.

Estd. : July, 1999



NAAC Accredited - B++ (2.53)
Aug. 2016

॥ प्रज्वलितो ज्ञानमय प्रदीपः ॥

Shri. Shahu Shikshan Prasarak Seva Mandal, Peth Vadgaon's

SHRI. VIJAYSINHA YADAV COLLEGE

PETH VADGAON

Tal. Hatkanangale Dist. Kolhapur (Maharashtra) 416-112 ☎ (0230) 2471599

Affiliated to Shivaji University, Kolhapur

UGC (2F & 12B) Dt. 16-8-2011

Perm. Aff. No. SU/AFF/IT-20/UK/4818 Dt. 15-7-2010



vyadavcollege@rediffmail.com

www.vympv.ac.in

President :

Shri. Gulabrao Pol
I.P.S.

Secretary :

Sou. Vidya Gulabrao Pol
M.A., B.Ed.

Vice President :

Smt. Vijayadevi V. Yadav

Principal :

Dr. Vijaya R. Chavan
M.Sc., Ph.D.

DEPARTMENT OF MATHEMATICS

2022-2023

Attainment of program outcomes, program specific outcomes and course outcomes are evaluated by the institution.

2.6.2 Attainment of program outcomes, program specific outcomes and course outcomes are evaluated by the institution

Attainment levels:

For University Exam

Level 1	below 45 % Students scoring more than 60% marks
Level 2	45-60 % Students scoring more than 60% marks
Level 3	$\geq 60\%$ Students scoring more than 60% marks

For Internal Exam

Level 1	below 60 % Students scoring more than 60% marks
Level 2	60-80 % Students scoring more than 60% marks
Level 3	above 80% Students scoring more than 60% marks

Program outcome Level	Target Attainment (Exclusive Method)
Level 1	0.5- 1.0
Level 2	1.0 - 1.5
Level 3	1.5 -2.0
Level 4	2.0- 2.5
Level 5	2.5 -3.0

Department of Mathematics

Calculation for Program Outcome Attainment for the Year 2022-23 (B. Sc. III Mathematics)

Attainment of course outcome									
Semester (Theory)	Course Code (Paper No.)	Course Title	% of students above 60% Universit ymarks	Level of Attainment	80% of Attainmen t Level in endterm exam (I)	% of students above 60% internal marks	Level of attainment	20% of Attainmen t Level in internal exam (II)	Attainmen tof Course (I+II)
Semester V (Theory)	Paper-IX	Mathematical Analysis	17	1	0.4	100	3	0.6	1
	Paper-X	Abstract Algebra	92	3	2.4	100	3	0.6	3
	Paper-XI	Optimization Techniques	83	3	2.4	100	3	0.6	3
	Paper-XII	Integral Transforms	100	3	2.4	100	3	0.6	3
Semester VI (Theory)	Paper-XIII	Metric Spaces	83	3	2.4	100	3	0.6	3
	Paper-XIV	Linear Algebra	100	3	2.4	100	3	0.6	3
	Paper-XV	Complex Analysis	75	3	2.4	100	3	0.6	3
	Paper-XVI	Discrete Mathematics	100	3	2.4	100	3	0.6	3
									Total
								Average	2.75

MAPPING

Rubrics developed to validate POs for some Programmes

Correlation level 1, 2 and 3 are defined as follows:

1. Slight (Low)
2. Moderate (Medium)
3. Substantial (High)

Assessment Tools:

Program Outcomes	Courses considered	Method of Assessment	Source of data collection
PO 1-PO 10	For each PO, the contributing course is obtained from CO to PO mapping	1) Direct Assessment Internal evaluation <ul style="list-style-type: none">• Unit Tests• Assignments 2) External Evaluation University Exam	Result file and University Ledger

Mapping Factor (Correlation Level):

It indicates to what extent ascertain component (either assessment method to CO or CO to PO or CO to PSO)

- 3: Indicates Substantial (high) mapping (high contribution towards attainment)
- 2: Indicates Moderate (medium) mapping (medium contribution towards attainment)
- 1: Indicates Slight (low) mapping (some contribution towards attainment)

Calculation for Program Outcome Attainment for the Year 2022-23 (B. Sc. III Maths)

Step 1] CO's are mapped with CIE (Continuous internal evaluation) marks as follows

Paper IX: Mathematical Analysis

Course outcomes	Test 1	HA 1	HA 2	Average
CO 1	3	3		3
CO 2	3	3		3
CO 3	3		3	3
CO 4	3		3	3
Total average	3	3	3	3

Paper X: Abstract Algebra

Course outcomes	Test 1	HA 1	HA 2	Average
CO 1	3	3		3
CO 2	3	3		3
CO 3	3		3	3
CO 4	3		3	3
Total average	3	3	3	3

Paper XI: Optimization Techniques

Course outcomes	Test 1	HA 1	HA 2	Average
CO 1	3	3		3
CO 2	3	3		3
CO 3	3		3	3
CO 4	3		3	3
Total average	3	3	3	3

Paper XII: Integral Transforms

Course outcomes	Test 1	HA 1	HA 2	Average
CO 1	3	3		3
CO 2	3	3		3
CO 3	3		3	3
CO 4	3		3	3
Total average	3	3	3	3

Paper XIII: Metric Spaces

Course outcomes	Test 1	HA 1	HA 2	Average
CO 1	3	3		3
CO 2	3	3		3
CO 3	3		3	3
CO 4	3		3	3
Total average	3	3	3	3

Paper XIV: Linear Algebra

Course outcomes	Test 1	HA 1	HA 2	Average
CO 1	3	3		3
CO 2	3	3		3
CO 3	3		3	3
CO 4	3		3	3
Total average	3	3	3	3

Paper XV: Complex Analysis

Course outcomes	Test 1	HA 1	HA 2	Average
CO 1	3	3		3
CO 2	3	3		3
CO 3	3		3	3
CO 4	3		3	3
Total average	3	3	3	3

Paper XVI: Discrete Mathematics

Course outcomes	Test 1	HA 1	HA 2	Average
CO 1	3	3		3
CO 2	3	3		3
CO 3	3		3	3
CO 4	3		3	3
Total average	3	3	3	3

Step 2] COs are mapped with POs. The CO levels corresponding to each PO are averaged to obtain overall CO level for each PO

Mathematics

1]

Course Outcomes	PO 1	PO 2	PO 3	PO 4	PO 5	PO 6	PO 7	PO 8	PO 9	PO 10	PSO 1	PSO 2	PSO 3	PSO 4
CO 1	3	3			3	3		3	3		3	3		
CO 2	3	3			3	3		3	3		3	3		
CO 3	3	3			3	3			3		3	3		
CO 4	3	3			3	3			3		3	3		
Paper IX	3	3		-	3	3	-	3	3	-	3	3	-	-

2]

Course Outcomes	PO 1	PO 2	PO 3	PO 4	PO 5	PO 6	PO 7	PO 8	PO 9	PO 10	PSO 1	PSO 2	PSO 3	PSO 4
CO 1	3	3				3			3			3		
CO 2	3	3				3			3			3		
CO 3	3	3				3			3			3		
CO 4	3	3				3			3			3		
Paper X	3	3		-	-	3	-	-	3	-		3	-	-

3]

Course Outcomes	PO 1	PO 2	PO 3	PO 4	PO 5	PO 6	PO 7	PO 8	PO 9	PO 10	PSO 1	PSO 2	PSO 3	PSO 4
CO 1	3	3		3		3			3			3		
CO 2	3	3		3		3			3			3		
CO 3	3	3		3		3			3			3		
CO 4	3	3		3		3			3			3		
Paper XI	3	3		3	-	3	-	-	3	-		3	-	-

4]

Course Outcomes	PO 1	PO 2	PO 3	PO 4	PO 5	PO 6	PO 7	PO 8	PO 9	PO 10	PSO 1	PSO 2	PSO 3	PSO 4
CO 1	3	3		3			3		3				3	3
CO 2	3	3		3		3	3		3				3	3
CO 3	3	3		3		3	3		3				3	3
CO 4	3	3		3			3		3				3	3
Paper XII	3	3		3	-	3	3	-	3	-			3	3

5]

Course Outcomes	PO 1	PO 2	PO 3	PO 4	PO 5	PO 6	PO 7	PO 8	PO 9	PO 10	PSO 1	PSO 2	PSO 3	PSO 4
CO 1		3	3			3			3					3
CO 2		3	3			3			3					3
CO 3		3	3			3			3					3
CO 4		3	3			3			3					3
Paper XIII		3	3	-	-	3	-	-	3	-				3

6]

Course Outcomes	PO 1	PO 2	PO 3	PO 4	PO 5	PO 6	PO 7	PO 8	PO 9	PO 10	PSO 1	PSO 2	PSO 3	PSO 4
CO 1		3	3			3			3		3			3
CO 2		3	3			3			3		3			3
CO 3		3	3			3			3		3			3
CO 4		3	3			3			3		3			3
Paper XIV		3	3	-	-	3	-	-	3	-	3	-	-	3

7]

Course Outcomes	PO 1	PO 2	PO 3	PO 4	PO 5	PO 6	PO 7	PO 8	PO 9	PO 10	PSO 1	PSO 2	PSO 3	PSO 4
CO 1		3	3			3			3	3	3	3		
CO 2		3	3			3			3	3	3	3		
CO 3		3	3			3			3	3	3	3		
CO 4		3	3			3			3	3	3	3		
Paper XV		3	3	-	-	3	-	-	3	3	3	3	-	

8]

Course Outcomes	PO 1	PO 2	PO 3	PO 4	PO 5	PO 6	PO 7	PO 8	PO 9	PO 10	PSO 1	PSO 2	PSO 3	PSO 4
CO 1		3	3			3			3	3	3			
CO 2		3	3		3	3			3	3	3			
CO 3		3	3			3			3	3	3			
CO 4		3	3		3	3			3	3	3			
Paper XVI		3	3	-	3	3	-	-	3	3	3		-	

Step 3] development of overall CO-PO mapping matrix for all courses of Mathematics

The overall CO levels obtained for all courses from above step can be expressed in matrix form.

Courses	PO 1	PO 2	PO 3	PO 4	PO 5	PO 6	PO 7	PO 8	PO 9	PO 10	PSO 1	PSO 2	PSO 3	PSO 4
Paper IX	3	3		-	3	3	-	3	3	-	3	3	-	-
Paper X	3	3		-	-	3	-	-	3	-		3	-	-
Paper XI	3	3		3	-	3	-	-	3	-		3	-	-
Paper XII	3	3	-	3	-	3	3	-	3	-			3	3
Paper XIII		3	3	-	-	3	-	-	3	-				3
Paper XIV		3	3	-	-	3	-	-	3	-	3	-	-	3
Paper XV		3	3	-	-	3	-	-	3	3	3	3	-	
Paper XVI		3	3	-	3	3	-	-	3	3	3		-	
Average	3	3	3	3	3	3	3	3	3	3	3	3	3	3



Mr. D. B. Patil

Head


Department of Mathematics
Shri. Vijaysinha Yadav College
Peth Vadgaon, Dist. Kolhapur

Shri Vijaysinha Yadav College, Pethvadgaon

Department of Physics

Result 2022-23

Class	No. of Student Admitted	No. of Student appeared for the exam	No. of students in first class	No. of students in second class	No. of students in pass class	No. of students fail	Passing percentages
B.Sc. I	96	80	32	35	13	00	100
B.Sc. II	29	29	18	11	00	00	100
B.Sc. III	12	12	08	03	00	01	91.66



Head
Department of Physics
Shri. Vijaysinha Yadav College
Peth Vadgaon, Dist. Kolhapur.

Shri Vijaysinha Yadav College, Pethvadgaon
DEPARTMENT OF PHYSICS

Attainment of Course Outcomes (COs)

2022-23

Criteria

Attainment level	% of students scoring $\geq 60\%$ marks	
	External Theory Exam	Internal Theory Exam
I	< 45%	> 60%
II	45-60%	60-80%
III	> 60%	>80%

Weightages of Attainments

Attainment of Course = 80% of (Attainment level in university examination)
+ 20% of (Attainment level in continuous internal evaluation CIE)

Assessment-CO and PO matrix is prepared for each course.

The attainment level for program outcomes (POs) is defined as follows:

Program outcome Level	Target Attainment
Level 1	0.5 > 1.0
Level 2	1.0 > 1.5
Level 3	1.5 > 2.0
Level 4	2.0 > 2.5
Level 5	2.5 > 3.0

Shri Vijaysinha Yadav College, Pethvadgaon

DEPARTMENT OF PHYSICS

B. Sc. III

ANNUAL RESULT

2021-22

Sr. No	Name of Student	Marks Obtained in Paper								Practical Exam. marks	Total	%	Result
		IX	X	XI	XII	XIII	XIV	X V	XVI				
1	Bhosale Aishwarya B.	42	38	44	37	32	36	38	42	196	505	84.16	First Class with Disti.
2	Dabhade Pranali V	44	34	27	34	34	28	38	26	195	460	76.66	First Class with Disti.
3	Jamadar Umarfauk S.	36	27	29	38	33	33	33	33	173	435	72.5	First Class with Disti.
4	Kamble Mohini A.	43	33	27	33	30	38	40	33	197	474	79	First Class with Disti.
5	Kasharade Shirani S.	42	37	24	38	29	34	34	27	196	463	76.83	First Class with Disti.
6	Lohar Siddhant Y.	24	28	23	27	27	23	28	24	162	366	61	First Class
7	Mali Vishwajit B.	24	27	30	28	16	25	31	23	163	367	61.16	Fail
8	Mohite Supriya M.	42	38	42	40	41	40	39	46	180	508	84.66	First Class with Disti.
9	Mulik Prakash A.	26	26	31	32	28	30	34	24	191	422	70.33	First Class with Disti.
10	Nagare Nishant Subhash	24	22	33	29	24	29	37	23	170	391	65.16	First Class
11	Vaishnav Sonali R.	31	27	19	30	29	29	38	27	193	423	70.5	First Class with Disti.
12	Sing Abhshek	29	25	28	25	25	28	38	27	170	395	65.83	First Class
	% of students having marks above 60%	58.33	41.66	41.66	66.66	66.66	50	91.66	33.33	100		91.66	

Shri Vijaysinha Yadav College, Pethvadgaon
DEPARTMENT OF PHYSICS
B. Sc. III CIE I Result – 2022-23

Sr. no.	Name of Student	Marks Obtained in CIE															
		Paper IX				Paper X				Paper XI				Paper XII			
		T (20)	H1 (15)	H2 (15)	Total (50)	T (20)	H1 (15)	H2 (15)	Total (50)	T (20)	H1 (15)	H2 (15)	Total (50)	T (20)	H1 (15)	H2 (15)	Total (50)
1	Bhosale Aishwarya B.	19	15	15	49	18	15	15	48	20	15	15	50	16	15	15	46
2	Dabhade Prasali V.	Ab	15	15	26	12	13	12	38	10	14	14	38	12	14	14	38
3	Jamadar Umarfaak S.	Ab	11	14	25	16	15	13	44	10	15	13	38	12	15	15	42
4	Kamble Mohini A.	16	14	14	44	18	15	14	47	19	14	13	46	16	15	14	43
5	Kaharade Shruti S.	15	14	14	43	13	15	13	41	18	15	13	46	18	12	13	43
6	Lohar Siddhant Y.	15	14	14	43	13	15	13	41	18	15	13	46	18	12	13	43
7	Mali Vishwajit B.	17	15	14	46	18	15	15	48	15	13	15	43	16	14	15	45
8	Mohite Supriya M.	16	15	15	46	12	15	15	42	14	15	15	44	10	13	12	35
9	Mulik Prakash A.	16	14	14	44	13	14	13	40	18	15	14	47	18	12	13	43
10	Nagare Nishant Subhash	15	13	13	41	13	10	13	36	12	12	13	37	15	12	13	40
11	Vaishnav Sonali R.	17	15	15	47	18	14	14	46	15	13	15	43	16	12	15	43
12	Sing Abhshek	16	10	Ab	26	12	13	13	38	14	10	10	34	10	13	12	38
	No. of Students scoring above 60% marks	100	100	100	75	100	100	100	100	83.33	100	100	100	83.33	100	100	100

Shri Vijaysinha Yadav College, Pethvadgaon
DEPARTMENT OF PHYSICS

B. Sc. III CIE II Result – 2022-23

Sr. no.	Name of Student	Marks Obtained in CIE															
		Paper XIII				Paper XIV				Paper XV				Paper XVI			
		T (20)	H1 (15)	H2 (15)	Total (50)	T (20)	H1 (15)	H2 (15)	Total (50)	T (20)	H1 (15)	H2 (15)	Total (50)	T (20)	H1 (15)	H2 (15)	Total (50)
1	Bhosale Aishwarya B.	16	14	14	44	15	12	12	39	18	15	15	48	17	15	15	47
2	Chaudhari Pratik V.	12	13	13	38	10	13	12	35	10	14	14	38	11	14	12	37
3	Jamadar Umashank S.	16	13	14	43	16	15	13	44	10	15	13	38	12	15	15	42
4	Kamble Mohan A.	17	14	12	43	16	14	14	44	15	14	13	42	15	14	14	43
5	Kaharade Shruti S.	16	14	14	44	16	15	13	44	17	13	13	43	18	13	14	45
6	Lohar Siddhant Y.	10	14	14	38	12	11	13	36	12	12	13	37	10	12	13	35
7	Mali Vishwajit B.	13	14	14	41	15	14	13	42	15	13	12	40	12	14	15	41
8	Mohite Supriya M.	17	15	15	47	15	15	15	45	16	14	14	44	13	13	12	38
9	Mulik Prakash A.	14	14	15	43	15	14	13	42	13	12	13	38	16	12	13	41
10	Nagare Nishant Subhash	10	13	13	36	13	11	12	36	13	12	13	38	10	13	13	36
11	Vaishnav Sonali R.	16	12	14	42	14	15	12	41	16	12	13	41	17	13	15	45
12	Sing Abhshak	13	10	10	43	13	11	13	37	14	11	12	37	13	12	12	37
	No. of Students scoring above 60% marks	75	100	100	91, 66	91, 66	100	100	100	83, 33	100	100	100	83, 33	100	100	100

Department of Physics
Calculation for Program Outcome Attainment for the Year 2021-22 (B. Sc. III Physics)

Attainment of course outcome									
Semester (Theory)	Course Code (Paper No.)	Course Title	% of students above 60% University marks	Level of Attainment	80% of Attainment Level in end term exam (I)	% of students above 60% internal marks	Level of attainment	20% of Attainment Level in internal exam (II)	Attainment of Course (I+II)
Semester V (Theory)	Paper-IX	Mathematical	58.33	2	1.6	75	3	0.6	2.2
	Paper-X	Optomechanics	11.11	1	0.0	100	3	0.6	1.6
	Paper-XI	Classical mechanics and Classical Electrodynamics	41.66	1	0.0	100	2	0.0	1.0
	Paper-XII	Digital and Analog circuits and Instrumentation	66.66	3	2.4	100	3	0.6	3
Semester VI (Theory)	Paper-XIII	Nuclear and Particle Physics	66.66	3	2.4	91.66	3	0.6	3
	Paper-XIV	Solid State Physics	50	2	1.6	100	3	0.6	2.2
	Paper-XV	Atomic and Molecular Physics and Astrophysics	91.66	3	2.4	100	3	0.6	3
	Paper-XVI	Energy studies Material Science	33.33	1	0.8	100	3	0.6	1.4
									Total
								Average	2.2

Calculation for Program Outcome Attainment for the Year 2021-22 (B. Sc. III Physics)

CO's are mapped with CIE (Continuous internal evaluation) marks as follows

I] Physics: Sem. V & VI

Paper IX: Mathematical Physics

Course outcomes	Test 1	HA 1	HA 2	Average
CO 1	3	3		3
CO 2	3	3		3
CO 3	3		3	3
CO 4	3		3	3
Total average				3

Paper X: Quantum Mechanics

Course outcomes	Test 1	HA 1	HA 2	Average
CO 1	3	3		3
CO 2	3	3		3
CO 3	3		3	3
CO 4	3		3	3
Total average				3

Paper XI: Classical Mechanics and Classical Electrodynamics

Course outcomes	Test 1	HA 1	HA 2	Average
CO 1	3	3		3
CO 2	3	3		3
CO 3	3		3	3
CO 4	3		3	3
Total average				3

Paper XII: Digital and Analog circuits and Instrumentation

Course outcomes	Test 1	HA 1	HA 2	Average
CO 1	3	3		3
CO 2	3	3		3
CO 3	3		3	3
CO 4	3		3	3
Total average				3

Paper XIII: Nuclear & Particle Physics

Course outcomes	Test 1	HA 1	HA 2	Average
CO 1	2	3		2.5
CO 2	2	3		2.5
CO 3	2		3	2.5
CO 4	2		3	2.5
Total average				2.5

Paper XIV: Solid State Physics

Course outcomes	Test 1	HA 1	HA 2	Average
CO 1	3	3		3
CO 2	3	3		3
CO 3	3		3	3
CO 4	3		3	3
Total average				3

Paper XV: Atomic and Molecular Physics and Astrophysics

Course outcomes	Test 1	HA 1	HA 2	Average
CO 1	3	3		3
CO 2	3	3		3
CO 3	3		3	3
CO 4	3		3	3
Total average				3

Paper XVI: Energy Studies and Material Science

Course outcomes	Test 1	HA 1	HA2	Average
CO 1	3	3		3
CO 2	3	3		3
CO 3	3		3	3
CO 4	3		3	3
Total average				3

Step 2] COs are mapped with PO's. The CO levels corresponding to each PO are averaged to obtain overall CO level for each PO as follows:

1] Paper IX: Mathematical Physics

Course Outcomes	PO 1	PO 2	PO 3	PO 4	PO 5	PO 6	PO 7	PO 8	PO 9	PO 10	PSO 1	PSO 2	PSO 3	PSO 4	PSO 5	PSO 6
CO 1	3	3	3			3		3	3		3	3			3	
CO 2	3	3	3			3		3	3		3	3			3	
CO 3	3	3	3			3			3		3	3			3	
CO 4	3	3	3			3			3		3	3			3	
Paper IX	3	3	3	-	-	3	-	3	3	-	3	3	-	-	3	

2] Paper X: Quantum Mechanics

Course Outcomes	PO 1	PO 2	PO 3	PO 4	PO 5	PO 6	PO 7	PO 8	PO 9	PO 10	PSO 1	PSO 2	PSO 3	PSO 4	PSO 5	PSO 6
CO 1	3	3	3			3			3		3		3		3	
CO 2	3	3	3			3			3		3		3		3	
CO 3	3	3	3			3			3		3		3		3	
CO 4	3	3	3			3			3		3		3		3	
Paper X	3	3	3	-	-	3	-	-	3	-	3		3	-	3	

3) Paper XI: Classical Mechanics and Classical Electrodynamics

Course Outcomes	PO 1	PO 2	PO 3	PO 4	PO 5	PO 6	PO 7	PO 8	PO 9	PO 10	PSO 1	PSO 2	PSO 3	PSO 4	PSO 5	PSO 6
CO 1	3	3	3	3		3			3		3	3		3		
CO 2	3	3	3	3		3			3		3	3		3		
CO 3	3	3	3	3		3			3		3	3		3		
CO 4	3	3	3	3		3			3		3	3		3		
Paper XI	3	3	3	3	-	3	-	-	3	-	3	3	-	3		

4) Paper XII: Digital and Analog circuits and Instrumentation

Course Outcomes	PO 1	PO 2	PO 3	PO 4	PO 5	PO 6	PO 7	PO 8	PO 9	PO 10	PSO 1	PSO 2	PSO 3	PSO 4	PSO 5	PSO 6
CO 1	3	3		3			3		3		3		3	3		3
CO 2	3	3		3		3	3		3		3		3	3		3
CO 3	3	3		3		3	3		3		3		3	3		3
CO 4	3	3		3			3		3		3		3	3		3
Paper XII	3	3	-	3	-	3	3	-	3	-	3		3	3		3

5) Paper XIII: Nuclear & Particle Physics

Course Outcomes	PO 1	PO 2	PO 3	PO 4	PO 5	PO 6	PO 7	PO 8	PO 9	PO 10	PSO 1	PSO 2	PSO 3	PSO 4	PSO 5	PSO 6
CO 1		2.5	2.5			2.5			2.5		2.5			2.5		2.5
CO 2		2.5	2.5			2.5			2.5		2.5			2.5		2.5
CO 3		2.5	2.5			2.5			2.5		2.5			2.5		2.5
CO 4		2.5	2.5			2.5			2.5		2.5			2.5		2.5
Paper XIII		2.5	2.5	-	-	2.5	-	-	2.5	-	2.5			2.5		2.5

6) Paper XIV: Solid State Physics

Course Outcomes	PO 1	PO 2	PO 3	PO 4	PO 5	PO 6	PO 7	PO 8	PO 9	PO 10	PSO 1	PSO 2	PSO 3	PSO 4	PSO 5	PSO 6
CO 1		3	3			3			3		3			3		3
CO 2		3	3			3			3		3			3		3
CO 3		3	3			3			3		3			3		3
CO 4		3	3			3			3		3			3		3
Paper XIV		3	3	-	-	3	-	-	3	-	3	-	-	3	-	3

7] Paper XV: Atomic and Molecular Physics and Astrophysics

Course Outcomes	PO 1	PO 2	PO 3	PO 4	PO 5	PO 6	PO 7	PO 8	PO 9	PO 10	PSO 1	PSO 2	PSO 3	PSO 4	PSO 5	PSO 6
CO 1		3	3			3			3	3	3	3				
CO 2		3	3			3			3	3	3	3				
CO 3		3	3			3			3	3	3	3				
CO 4		3	3			3			3	3	3	3				
Paper XV		3	3	-	-	3	-	-	3	3	3	3	-			

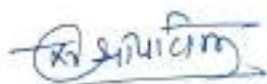
8] Paper XVI: Energy Studies and Material Science

Course Outcomes	PO 1	PO 2	PO 3	PO 4	PO 5	PO 6	PO 7	PO 8	PO 9	PO 10	PSO 1	PSO 2	PSO 3	PSO 4	PSO 5	PSO 6
CO 1		3	3			3			3	3	3				3	3
CO 2		3	3		3	3			3	3	3				3	3
CO 3		3	3			3			3	3	3				3	3
CO 4		3	3		3	3			3	3	3				3	3
Paper XVI		3	3	-	3	3	-	-	3	3	3		-		3	3

Step 3] development of overall CO-PO mapping matrix for all courses of Physics

The overall CO levels obtained for all courses from above step can be expressed in matrix form.

Courses	PO 1	PO 2	PO 3	PO 4	PO 5	PO 6	PO 7	PO 8	PO 9	PO 10	PSO 1	PSO 2	PSO 3	PSO 4	PSO 5	PSO 6
Paper IX	3	3	3	-	-	3	-	3	3	-	3	3	-	-	3	
Paper X	3	3	3	-	-	3	-	-	3	-	3		3	-	3	
Paper XI	3	3	3	3	-	3	-	-	3	-	3	3	-	3		
Paper XII	3	3	-	3	-	3	3	-	3	-	3		3	3		3
Paper XIII	-	2.5	2.5	-	-	2.5	-	-	2.5	-	2.5			2.5		2.5
Paper XIV	-	3	3	-	-	3	-	-	3	-	3	-	-	3	-	3
Paper XV	-	3	3	-	-	3	-	-	3	3	3	3	-			
Paper XVI	-	3	3	-	3	3	-	-	3	3	3		-		3	3
Average	3	2.93	2.92	3	3	2.93	3	3	2.93	3	2.93	3	3	2.87	3	2.87



Head
Department of Physics
Shri. Vijaysinha Yadav College
Peth Vadgaon, Dist. Kolhapur.

Department of Political Science
Calculation for Program Outcome Attainment for the Year 2022-23 (B. A. III)

Attainment of course outcome									
Semester (Theory)	Course Code (Paper No.)	Course Title	% of students above 60% University marks	Level of Attainment	80% of Attainment Level in end term exam (I)	% of students above 60% internal marks	Level of attainment	20% of Attainment Level in internal exam (II)	Attainment of Course (I+II)
Semester V (Theory)	Paper-VII	Political Theory	55	2	1.6	100	3	0.6	2.2
	Paper-VIII	Public Administration	55	2	1.6	100	3	0.6	2.2
	Paper-IX	International Politics	83	3	2.4	100	3	0.6	3
	Paper-X	Comparative Politics	61	2	1.6	100	3	0.6	2.2
	Paper-XI	Western Political Thought- I,	72	3	2.4	100	3	0.6	3
Semester VI (Theory)	Paper-XII	Modern Political Concept	55	2	1.6	100	3	0.6	2.2
	Paper-XIII	Political Movement In Maharashtra	72	3	2.4	100	3	0.6	3
	Paper-XIV	Foreign Policy of India	72	3	2.4	100	3	0.6	3
	Paper-XV	Comparative Government	72	3	2.4	100	3	0.6	3
	Paper-XVI	Western Political Thought- II	38	2	1.6	100	3	0.6	2.2
									Total
								Average	2.60


Head
Dept. of Political Science

DEPARTMENT OF SOCIOLOGY

CALCULATION FOR PROGRAM OUTCOME ATTAINMENT FOR THE YEAR 2022-23 [B. A.-III]

Sr. No.	Semester	Course Code Paper No.	Course Title	% of Students above 60% University Marks	Level of Attainment ¹	80% of Attainment Level in End term Examination ²	% of Students above 60% Internal marks	Level of Attainment	20% of Attainment Level in	Attainment ¹ of Course (I and II)
01	V	DSE - E66 VII	Western Sociological Thinkers	68.75	3	2.4	93.75	3	0.6	3
02	V	DSE - E67 VIII	Methods of Social Research (Part-I)	61.00	2	1.6	87.50	3	0.6	2.2
03	V	DSE - E68 IX	Political Sociology	56.25	2	1.6	87.50	3	0.6	2.2
04	V	DSE - E69 X	Human Rights	81.00	3	2.4	87.50	3	0.6	3
05	V	DSE - E70 XI	Sociology of Religion	37.50	2	1.6	87.50	3	0.6	2.2
06	VI	DSE - E191 XII	Indian Sociological Thinkers	50.00	2	1.6	100	3	0.6	2.2
07	VI	DSE - E192 XIII	Methods of Social Research (Part-II)	62.50	3	2.4	87.50	3	0.6	3
08	VI	DSE - E193 XIV	Social Anthropology	93.00	3	2.4	87.50	3	0.6	3
09	VI	DSE - E194 XV	Rural Sociology	93.75	3	2.4	87.50	3	0.6	3
10	VI	DSE - E195 XVI	Urban Sociology	87.00	3	2.4	87.50	3	0.6	3
Total										26.8
Average										2.68

[Signature]

Head,

Department of Sociology


V. Y. College, Peth-Vadgaon, Kolhapur

SHRI VIJAYSINHA YADAV COLLEGE, PETH VADGAON

B. Sc. III Zoology 2022-23 Result Analysis

Sr. No.	Roll No.	Name of the Student	P IX	P X	P XI	P XII	P XIII	P XIV	P XV	P XVI	Practical	Total Out of 600	%	Rank
1	1350	Babar Mayuri Hindurao 2016041546						Absent	Absent	Absent	Absent	--	--	-
2	1351	Chavan Priti Dattatraya 2020013469	26	26	27	26	26	19	24	38	180			Fail
3	1352	Kamble Rajit Ravindra 2020023884	26	25	28	29	28	19	24	36	177			Fail
4	1353	Kumbhar Omkar Anil 2020071423	22	30	30	25	32	29	20	32	177	397	66.17	
5	1354	Mahabari Sujan Ayub 2020021371	32	30	31	31	32	32	30	45	186	449	74.83	
6	1355	Maner Amina Noushad 2020013458	33	31	31	31	31	34	32	45	173	441	73.5	
7	1356	Momin Zinat Shakil 2020013989	47	43	42	50	47	47	47	49	197	569	94.83	First
8	1357	Patil Rajlaxmi Rajendra 2020013457	33	30	29	36	40	32	34	45	186	465	77.5	
9	1358	Patil Bapurao Tukaram 2019014677	20	28	29	23	29	26	30	41	176	402	67	
10	1359	Sankpai Yogita Jagannath 2020013462	25	29	29	30	33	28	28	37	180	419	69.83	
11	1360	Sayyad Jinat Shafik 2020058660	37	32	34	41	44	38	35	47	192	500	83.3	Third
12	1361	Shaikh Heena Ahmad 2020013659	49	39	38	48	47	47	49	49	198	564	94	Second

06/12 *7/12* *6/12* *7/12* *8/12* *6/12* *7/12* *11/12*
501 *581* *501* *531* *491* *501* *531* *921*


Head
 Department of Zoology
 Shri. Vijaysinha Yadav College
 Peth Vadgaon, Dist. Kolhapur

DEPARTMENT OF ZOOLOGY
 Departmental assessment of B. Sc III Sem V 2022-23

Sr. No.	Roll No.	Paper No. IX			Paper No. X			Paper No. XI			Paper No. XII		
		HA I	HA II	Unit Test	HA I	HA II	Unit Test	HA I	HA II	Unit Test	HA I	HA II	Unit Test
1	1350	-	-	-	-	-	-	-	-	-	-	-	-
2	1351	15	14	14 ⁴⁵	15	14	13 ⁴²	15	14	14 ⁴³	14	15	13 ⁴²
3	1352	15	14	10 ³⁹	13	12	10 ³⁵	14	13	13 ⁴⁰	14	13	10 ³⁷
4	1353	14	14	12 ⁴⁰	15	14	09 ³⁸	13	12	16 ⁴¹	13	13	14 ⁴⁰
5	1354	14	13	10 ³⁷	14	13	09 ³⁶	14	15	10 ³⁷	14	15	07 ³⁶
6	1355	15	15	17 ⁴⁷	13	14	15 ⁴²	14	15	13 ⁴²	14	15	15 ⁴⁴
7	1356	15	15	20 ⁵⁰	15	15	18 ⁴⁴	15	15	19 ⁴⁹	15	15	20 ⁵⁰
8	1357	15	13	10 ³⁸	15	14	11 ⁴⁰	15	15	10 ⁴⁰	15	15	08 ³⁸
9	1358	15	14	12 ⁴¹	14	13	09 ³⁶	13	15	10 ³⁸	14	13	08 ³⁵
10	1359	14	13	11 ³⁹	15	14	11 ⁴⁰	15	14	13 ⁴²	15	15	10 ⁴⁰
11	1360	15	13	13 ⁴⁰	15	13	13 ⁴¹	15	14	13 ⁴²	15	15	12 ⁴²
12	1361	15	15	20 ⁵⁰	15	15	20 ⁵⁰	14	15	17 ⁴⁶	15	15	20 ⁵⁰

11/12
~~32/1~~
 S. V. Marke
 55%
 (Dr. S. V. Marke)

11/12
~~32/1~~
 43%
 (Dr. Atignath)

11/12
~~32/1~~
 67%
 (Dr. Atignath)

11/12
~~32/1~~
 50%
 (Dr. S. V. Marke)


Head
 Department of Zoology
 Shri. M. S. Yashwantrao Chavan College
 Dist. Kolhapur

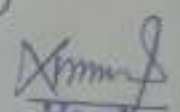
DEPARTMENT OF ZOOLOGY

Departmental assessment of B. Sc III Sem VI 2022-23

Sr. No.	Roll No.	Paper No. XIII			Paper No. XIV			Paper No. XV			Paper No. XVI			
		HA I	HA II	Unit Test	HA I	HA II	Unit Test	HA I	HA II	Unit Test	HA I	HA II	Unit Test	
1	1350													
2	1351	15	14	14 ⁹³	14	12	11 ³⁷	13	12	12 ³⁸	15	14	13	42
3	1352	15	14	13 ⁴²	13	13	13 ³⁹	14	14	13 ⁴¹	14	13	13	40
4	1353	15	14	17 ⁴⁶	13	14	13 ⁴⁰	11	15	10 ³⁴	15	15	15	45
5	1354	15	15	18 ⁴⁸	13	12	19 ⁴⁴	13	13	17 ⁴³	15	15	16	46
6	1355	15	13	13 ⁴¹	14	11	18 ⁴³	12	12	18 ⁴²	14	15	16	45
7	1356	15	15	19 ⁴⁹	12	15	19 ⁴⁶	11	15	19 ⁴⁵	15	14	20	41
8	1357	15	15	18 ⁴⁸	12	12	20 ⁴⁴	12	14	18 ⁴⁴	14	14	<u>20</u>	48
9	1358	14	14	15 ⁴³	12	12	17 ⁴¹	13	14	16 ⁴³	14	15	16	45
10	1359	15	13	12 ⁴⁰	13	12	07 ³²	15	14	09 ³⁸	15	15	09	39
11	1360	15	14	18 ⁴⁷	15	14	20 ⁴⁹	15	15	18 ⁴⁸	15	15	20	50
12	1361	15	13	17 ⁴⁵	13	13	19 ⁴⁵	15	14	19 ⁴⁸	15	15	20	50

83.33%

~~92/112~~ ~~11/12~~ ~~11/12~~ ~~11/12~~ ~~9/12~~ ~~9/12~~ ~~11/12~~ ~~9/12~~ ~~11/12~~ ~~10/12~~
 (Dr. S. V. Maske) (Dr. Atigra) (Dr. Atigra) (Dr. Atigra) (Dr. Atigra) (Dr. Atigra) (Dr. Atigra) (Dr. Atigra) (Dr. Atigra) (Dr. Atigra)
 92/112 92/112 92/112 92/112 92/112 92/112 92/112 92/112 92/112 92/112
 83.33% 75% 75% 75% 75% 75% 75% 75% 75% 75%


 Head
 Department of Zoology
 Shri. Vijaysinha Yadav College
 Puri, Varigaoan, Dist. Kolhapur

Department of Zoology
The calculation for Program Outcome Attainment for the Year 2022-23 (B. Sc. III Zoology)

Attainment of course outcome										
Semester (Theory)	Course Code (Paper No.)	Course Title	% Of students above 60% University marks	Level of Attainment	80% of Attainment Level in end-term exam (I)	% of students above 60% internal marks	Level of attainment	20% of Attainment Level in the internal exam (II)	Attainment of Course (I+II)	
Semester V (Theory)	Paper-IX	Comparative anatomy of Vertebrates	50	2	1.6	92	3	0.6	2.2	
	Paper-X	Molecular Cell Biology and Animal Biotechnology	58	2	1.6	92	3	0.6	2.2	
	Paper-XI	Biotechniques and Biostatistics	50	2	1.6	92	3	0.6	2.2	
	Paper-XII	Aquatic Biology	58	2	1.6	92	3	0.6	2.2	
Semester VI (Theory)	Paper-XIII	Developmental Biology	67	3	2.4	92	3	0.6	3	
	Paper-XIV	Immunology	50	2	1.6	92	3	0.6	2.2	
	Paper-XV	Applied Zoology II	58	2	1.6	92	3	0.6	2.2	
	Paper-XVI	Insect Vectors and Histology	92	3	2.4	92	3	0.6	3	
									Total	19.2
									Average	2.4

The calculation for Program Outcome Attainment for the Year 2022-23 (B. Sc. III Zoology)

Step 1] COs are mapped with CIE (Continuous internal evaluation) marks

Zoology: Sem. V & VI

Paper IX: Comparative anatomy of Vertebrates

Course outcome	Test 1	HA 1	HA 2	Average
CO 1	2	3		2.5
CO 2	2		3	2.5
CO 3	2		3	2.5
Total average				2.5

Paper X: Molecular Cell Biology and Animal Biotechnology

Course outcome	Test 1	HA 1	HA 2	Average
CO 1	1	3		2
CO 2	1		3	2
CO 3	1		3	2
Total average				2

Paper XI: Biotechniques and Biostatistics

Course outcome	Test 1	HA 1	HA 2	Average
CO 1	3	3		3
CO 2	3		3	3
CO 3	3		3	3
Total average				3

Paper XII: Aquatic Biology

Course outcome	Test 1	HA 1	HA 2	Average
CO 1	2	3		2.5
CO 2	2		3	2.5
CO 3	2		3	2.5
Total average				2.5

Paper XIII: Developmental Biology

Course outcome	Test 1	HA 1	HA 2	Average
CO 1	3	3		3
CO 2	3		3	3
CO 3	3		3	3
Total average				3

Paper XIV: Immunology

Course outcome	Test 1	HA 1	HA 2	Average
CO 1	3	3		3
CO 2	3		3	3
CO 3	3		3	3
Total average				3

Paper XV: Applied Zoology II

Course outcome	Test 1	HA 1	HA 2	Average
CO 1	3	3		3
CO 2	3		3	3
CO 3	3		3	3
Total average				3

Paper XVI: Insect Vectors and Histology

Course outcome	Test 1	HA 1	HA 2	Average
CO 1	3	3		3
CO 2	3		3	3
CO 3	3		3	3
Total average				3

Step 2] COs are mapped with POs and PSOs. The CO levels corresponding to each PO and PSO are averaged to obtain the overall CO level for each PO and PSO of Zoology

Paper IX: Comparative anatomy of Vertebrates

Course Outcome	PO 1	PO 2	PO 3	PO 4	PO 5	PO 6	PO 7	PO 8	PO 9	PO 10	PSO 1	PSO 2	PSO 3	PSO 4	PSO 5	PSO 6	PSO 7	PSO 8	PSO 9
CO 1	2.5	2.5	2.5	2.5							2.5				2.5	2.5		2.5	2.5
CO 2	2.5	2.5	2.5	2.5							2.5				2.5	2.5		2.5	2.5
CO 3	2.5	2.5	2.5	2.5							2.5				2.5	2.5		2.5	2.5
Paper IX	2.5	2.5	2.5	2.5	-	-	-	-	-	-	2.5	-	-	-	2.5	2.5	-	2.5	2.5

Paper X: Molecular Cell Biology and Animal Biotechnology

Course Outcome	PO 1	PO 2	PO 3	PO 4	PO 5	PO 6	PO 7	PO 8	PO 9	PO 10	PSO 1	PSO 2	PSO 3	PSO 4	PSO 5	PSO 6	PSO 7	PSO 8	PSO 9
CO 1	2	2	2	2		2	2	2	2		2	2			2	2			2
CO 2	2	2	2	2		2	2	2	2		2	2			2	2			2
CO 3	2	2	2	2		2	2	2	2		2	2			2	2			2
Paper X	2	2	2	2	-	2	2	2	2	-	2	2	-	-	2	2	-	-	2

Paper XI: Biotechniques and Biostatistics

Course Outcome	PO 1	PO 2	PO 3	PO 4	PO 5	PO 6	PO 7	PO 8	PO 9	PO 10	PSO 1	PSO 2	PSO 3	PSO 4	PSO 5	PSO 6	PSO 7	PSO 8	PSO 9
CO 1	3	3	3	3	3	3	3				3	3			3	3	3		3
CO 2	3	3	3	3	3	3	3				3	3			3	3	3		3
CO 3	3	3	3	3	3	3	3				3	3			3	3	3		3
Paper XI	3	3	3	3	3	3	3	-	-	-	3	3	-	-	3	3	3	-	3

Paper XII: Aquatic Biology

Course Outcome	PO 1	PO 2	PO 3	PO 4	PO 5	PO 6	PO 7	PO 8	PO 9	PO 10	PSO 1	PSO 2	PSO 3	PSO 4	PSO 5	PSO 6	PSO 7	PSO 8	PSO 9
CO 1	2.5	2.5	2.5	2.5	2.5	2.5	2.5				2.5	2.5	2.5	2.5	2.5	2.5			2.5
CO 2	2.5	2.5	2.5	2.5	2.5	2.5	2.5				2.5	2.5	2.5	2.5	2.5	2.5			2.5
CO 3	2.5	2.5	2.5	2.5	2.5	2.5	2.5				2.5	2.5	2.5	2.5	2.5	2.5			2.5
Paper XII	2.5	2.5	2.5	2.5	2.5	2.5	2.5	-	-	-	2.5	2.5	2.5	2.5	2.5	2.5	-	-	2.5

Paper XIII: Developmental Biology

Course Outcome	PO 1	PO 2	PO 3	PO 4	PO 5	PO 6	PO 7	PO 8	PO 9	PO 10	PSO 1	PSO 2	PSO 3	PSO 4	PSO 5	PSO 6	PSO 7	PSO 8	PSO 9
CO 1	3	3	3	3			3		3		3	3			3	3		3	3
CO 2	3	3	3	3			3		3		3	3			3	3		3	3
CO 3	3	3	3	3			3		3		3	3			3	3		3	3
Paper XI	3	3	3	3	-	-	3	-	3	-	3	3	-	-	3	3	-	3	3

Paper XIV: Immunology

Course Outcome	PO 1	PO 2	PO 3	PO 4	PO 5	PO 6	PO 7	PO 8	PO 9	PO 10	PSO 1	PSO 2	PSO 3	PSO 4	PSO 5	PSO 6	PSO 7	PSO 8	PSO 9
CO 1	3	3	3	3	3	3	3				3	3			3	3			3
CO 2	3	3	3	3	3	3	3				3	3			3	3			3
CO 3	3	3	3	3	3	3	3				3	3			3	3			3
Paper XI	3	3	3	3	3	3	3	-	-	-	3	3	-	-	3	3	-	-	3

Paper XV: Applied Zoology II

Course Outcome	PO 1	PO 2	PO 3	PO 4	PO 5	PO 6	PO 7	PO 8	PO 9	PO 10	PSO 1	PSO 2	PSO 3	PSO 4	PSO 5	PSO 6	PSO 7	PSO 8	PSO 9
CO 1	3	3	3	3	3	3	3		3		3	3	3		3	3		3	3
CO 2	3	3	3	3	3	3	3		3		3	3	3		3	3		3	3
CO 3	3	3	3	3	3	3	3		3		3	3	3		3	3		3	3
Paper XV	3	3	3	3	3	3	3	-	3	-	3	3	3	-	3	3	-	3	3

Paper XVI: Insect Vectors and Histology

Course Outcome	PO 1	PO 2	PO 3	PO 4	PO 5	PO 6	PO 7	PO 8	PO 9	PO 10	PSO 1	PSO 2	PSO 3	PSO 4	PSO 5	PSO 6	PSO 7	PSO 8	PSO 9
CO 1	3	3	3	3	3	3	3		3		3	3	3		3	3		3	3
CO 2	3	3	3	3	3	3	3		3		3	3	3		3	3		3	3
CO 3	3	3	3	3	3	3	3		3		3	3	3		3	3		3	3
Paper XVI	3	3	3	3	3	3	3	-	3	-	3	3	3	-	3	3	-	3	3

Step 3] development of overall CO-PO mapping matrix for all courses of Zoology

The overall CO levels obtained for all courses from the above step can be expressed in matrix form.

Courses	PO 1	PO 2	PO 3	PO 4	PO 5	PO 6	PO 7	PO 8	PO 9	PO 10	PO 11	PSO 1	PSO 2	PSO 3	PSO 4	PSO 5	PSO 6	PSO 7	PSO 8	
Paper IX	2.5	2.5	2.5	2.5	-	-	-	-	-	-	-	2.5	-	-	-	2.5	2.5	-	2.5	2.5
Paper X	2	2	2	2	-	2	2	2	2	-	-	2	2	-	-	2	2	-	-	2
Paper XI	3	3	3	3	3	3	3	-	-	-	-	3	3	-	-	3	3	3	-	3
Paper XII	2.5	2.5	2.5	2.5	2.5	2.5	2.5	-	-	-	-	2.5	2.5	2.5	2.5	2.5	2.5	-	-	2.5
Paper XIII	3	3	3	3	-	-	3	-	3	-	-	3	3	-	-	3	3	-	3	3
Paper XIV	3	3	3	3	3	3	3	-	-	-	-	3	3	-	-	3	3	-	-	3
Paper XV	3	3	3	3	3	3	3	-	3	-	-	3	3	3	-	3	3	-	3	3
Paper XVI	3	3	3	3	3	3	3	-	3	-	-	3	3	3	-	3	3	-	3	3
Average	2.75	2.75	2.75	2.75	9.4	2.75	2.75	2	2.75	-	-	2.75	2.78	2.83	2.5	2.75	2.75	3	2.87	2.75


Head
Department of Zoology
Shri. Vijaysinha Yadav College
Weth Vadgaon, Dist. Kolhapur.